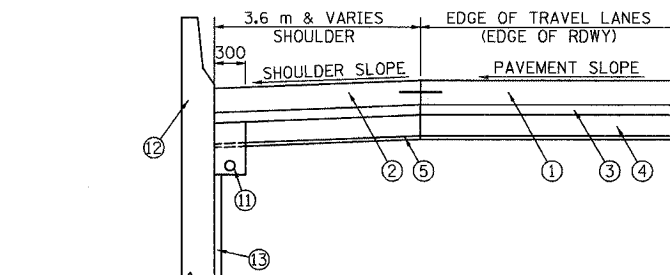
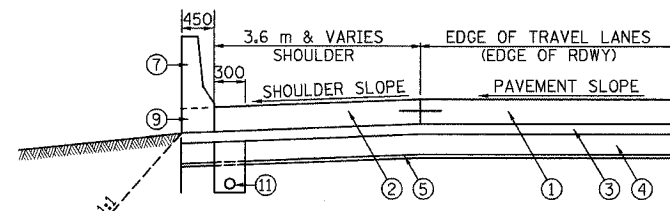


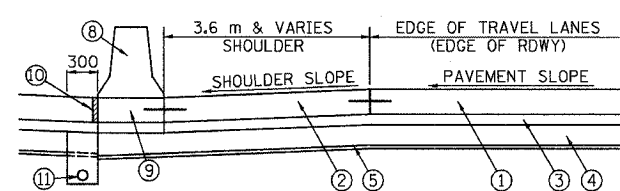
F.A.I. RTE.	SECTION	COUNTY	TOTAL SHEETS	SHEET NO.
80/94	*	COOK	870	725
STA.		TO STA.		
FED. ROAD DIST. NO.		ILLINOIS FED. AID PROJECT		



SECTION A-A
SHOWING RETAINING WALL



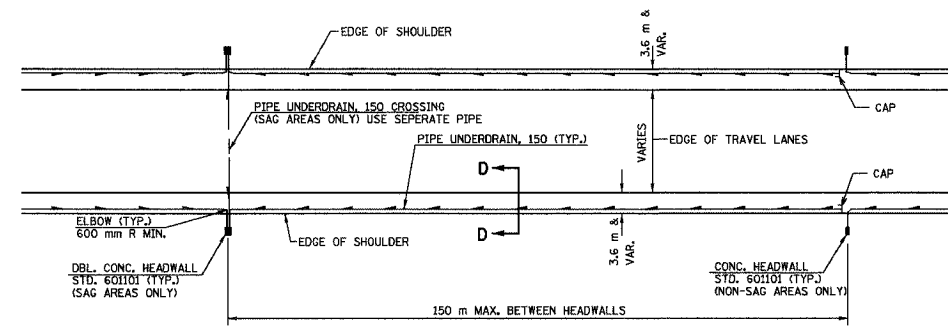
SECTION B-B
SHOWING CONCRETE BARRIER, SINGLE FACE



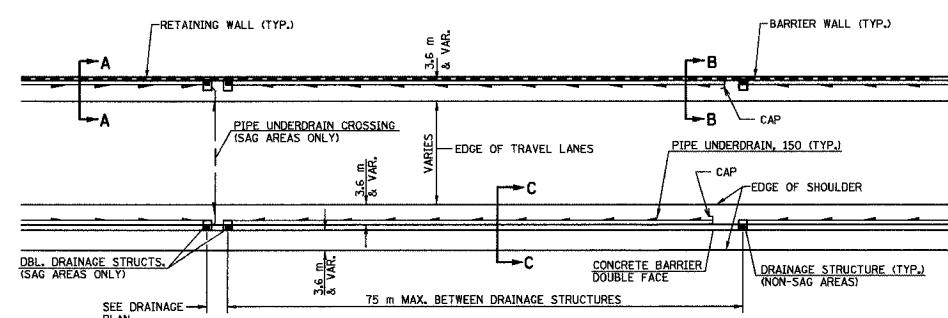
SECTION C-C
SHOWING CONCRETE BARRIER, DOUBLE FACE

LIMITS OF EMBANKMENT IN ACCORDANCE WITH SPECIAL PROVISION FOR EMBANKMENT FOR NON 30 YEAR PAVEMENT

LIMITS OF EMBANKMENT FOR 30 YEAR EXTENDED LIFE PAVEMENT



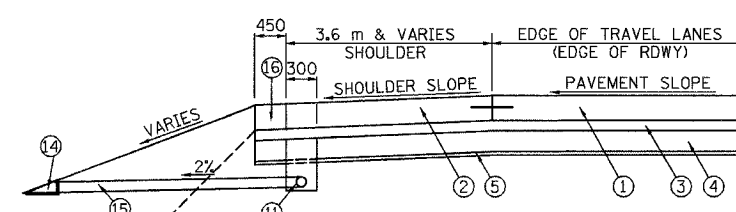
PROPOSED PLAN VIEW WITH OPEN DRAINAGE SYSTEM



PROPOSED PLAN VIEW WITH CLOSED DRAINAGE SYSTEM

LIMITS OF EMBANKMENT IN ACCORDANCE WITH SPECIAL PROVISION FOR EMBANKMENT FOR NON 30 YEAR PAVEMENT

LIMITS OF EMBANKMENT FOR 30 YEAR EXTENDED LIFE PAVEMENT



SECTION D-D
SHOWING OPEN DRAINAGE

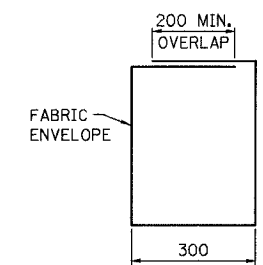
LEGEND

- ① PROPOSED PAVEMENT
- ② PORTLAND CEMENT CONCRETE SHOULDERS
- ③ STABILIZED SUBBASE - 150 mm
- ④ SUB-BASE GRANULAR MATERIAL, TYPE B - 300 mm
- ⑤ GEOTECHNICAL FABRIC FOR GROUND STABILIZATION
- ⑥ NOT USED
- ⑦ CONCRETE BARRIER, SINGLE FACE
- ⑧ CONCRETE BARRIER, DOUBLE FACE
- ⑨ CONCRETE BARRIER BASE
- ⑩ BARRIER BASE OPEN JOINT (PJF)
- ⑪ PIPE UNDERDRAINS - 150 mm
- ⑫ RETAINING WALL
- ⑬ GEOCOMPOSITE WALL DRAIN
- ⑭ CONCRETE HEADWALLS FOR PIPE DRAINS (STD. 601101)
- ⑮ PIPE UNDERDRAINS (SPECIAL)
- ⑯ AGGREGATE SHOULDERS, TYPE B

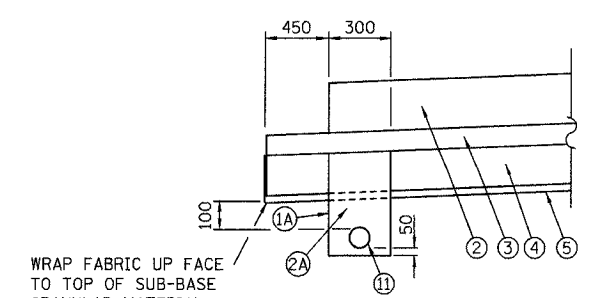
LEGEND

- (COST INCLUDED IN PIPE UNDERDRAINS)
- ①A FABRIC ENVELOPE FOR PIPE UNDERDRAINS
 - ②A POROUS GRANULAR BACKFILL (CA-16)

- NOTE 1: NO ADDITIONAL COMPENSATION WILL BE ALLOWED FOR TRENCHING THROUGH AGGREGATE SUBGRADE, POROUS GRANULAR EMBANKMENT, SUBGRADE OR GEOTECHNICAL FABRIC FOR GROUND STABILIZATION.
- NOTE 2: DRAINAGE MATS WILL NOT BE ALLOWED.
- NOTE 3: SEE TYPICAL SECTIONS AND ROADWAY PLANS FOR PAVEMENT AND SHOULDER TYPES, WIDTHS AND CROSS-SLOPES.
- NOTE 4: SEE CONCRETE BARRIER DETAILS FOR REQUIRED TIE BARS OR REINFORCING BARS AND OTHER DETAILS.
- NOTE 5: ADDITIONAL SUB-BASE GRANULAR MATERIAL UNDER THE CONCRETE BARRIER WILL NOT BE PAID FOR SEPARATELY BUT WILL BE INCLUDED IN THE SQUARE METER COST OF SUB-BASE GRANULAR MATERIAL, TYPE B.
- NOTE 6: ALL PIPE FITTINGS NECESSARY FOR THE INSTALLATION OF THE UNDERDRAIN SYSTEM WILL NOT BE PAID FOR SEPARATELY BUT WILL BE INCLUDED IN THE METER COST OF PIPE UNDERDRAINS, 150.

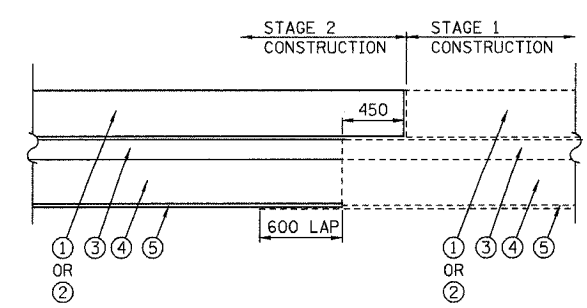


FABRIC ENVELOPE
DETAIL



UNDERDRAIN TRENCH
DETAIL

WRAP FABRIC UP FACE TO TOP OF SUB-BASE GRANULAR MATERIAL



DETAIL FOR STAGE CONSTRUCTION OF THE SUBGRADE
(FOR 30 YEAR EXTENDED LIFE PAVEMENT)

LEGEND

- STAGE 1
- STAGE 2

ALL DIMENSIONS IN MILLIMETERS UNLESS OTHERWISE SHOWN.

REVISIONS	
NAME	DATE
ACE	06/04
ACE	6/9/04
ACE	4/20/05

ILLINOIS DEPARTMENT OF TRANSPORTATION
F.A.I. ROUTE 80/94 (KINGERY EXPRESSWAY)
**PIPE UNDERDRAIN AND SUBGRADE DETAILS
FOR OPEN AND CLOSED DRAINAGE SYSTEMS**

SCALE NONE
DATE 02/04
DRAWN BY ACE/CAD
CHECKED BY

