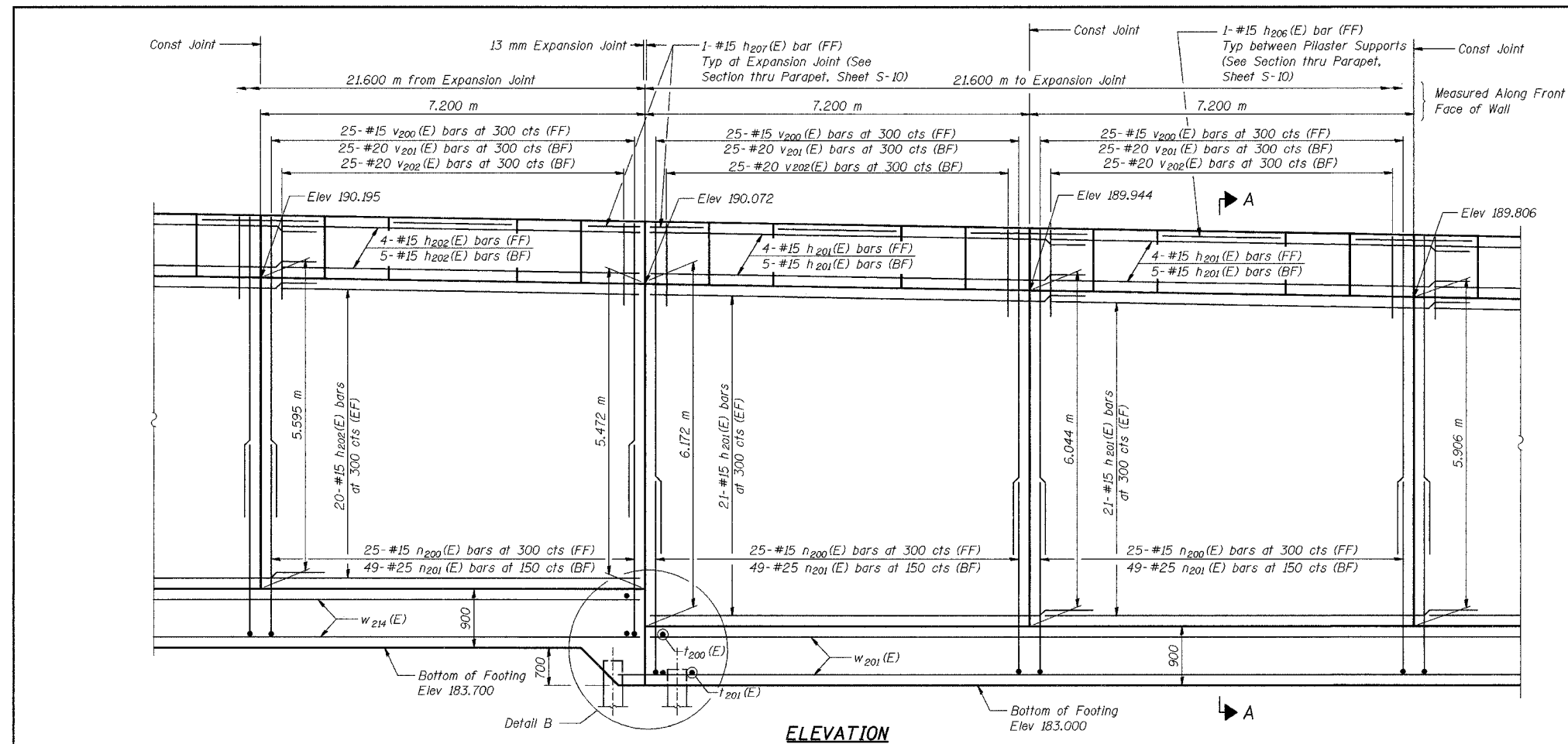
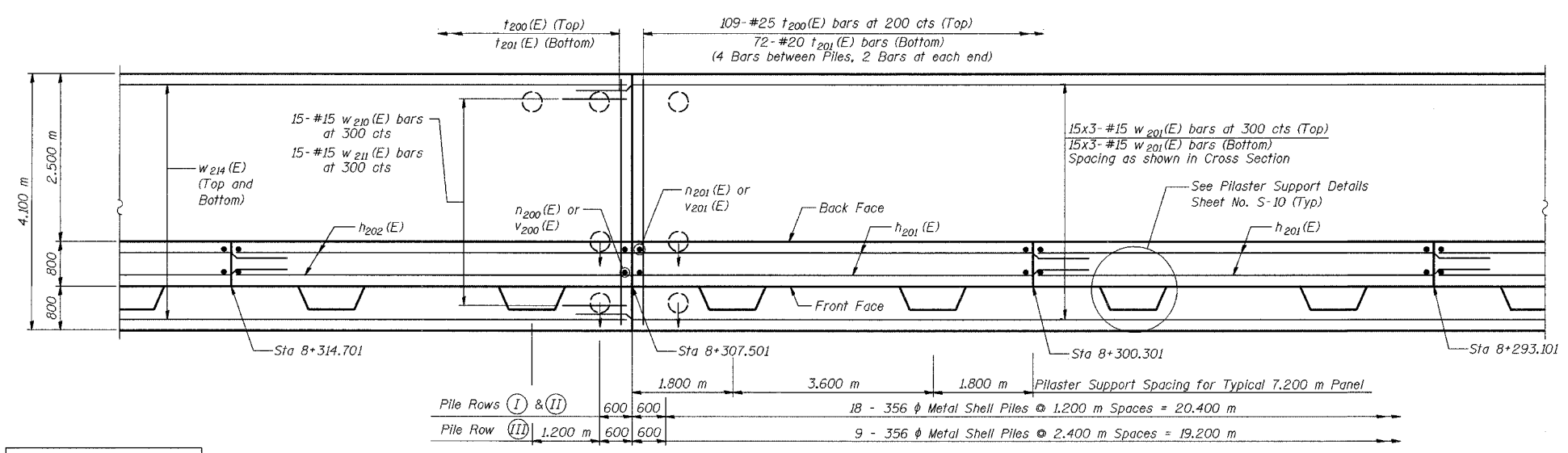


ROUTE NO.	SECTION	COUNTY	SHEETS	SHEET	SHEET NO. S-7
P.A.L.	2626.2-R-2	LAKE COUNTY, INDIANA	1207	867	20 SHEETS
DATE: 08/14		SUNSHINE PAVING PROJECT			

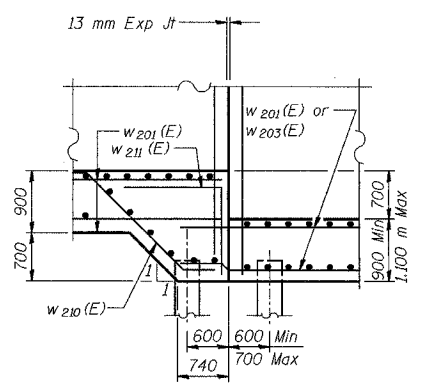
CONTRACT NO. 62114 INDOT DES. NO. 0100987



ELEVATION



FOOTING PLAN



DETAIL B

NOTES:

See Sheet S-10 for Section A-A.
 See Sheet S-11 for Expansion Joint Detail and Bill of Material.
 See Sheet S-12 for Rustication details.
 Stations are referenced to @ I-80/94.
 Reinforcement bars designated (E) shall be epoxy coated.
 All dimensions are in millimeters (mm) except as noted.
 Bars indicated thus 20 x 3-#15 etc. indicates 20 lines of bars with 3 lengths per line.

DESIGNED	KFA
CHECKED	BPS
DRAWN	MJB
CHECKED	GSP

MINIMUM BAR LAPS

#15 bars = 640
 #20 bars = 790

LEGEND

BF = Back Face
 FF = Front Face
 EF = Each Face

ILLINOIS DEPARTMENT OF TRANSPORTATION
 I-80/94/US 6
 KINGERY-BORMAN EXPRESSWAY
 BURNHAM ROAD TO US 41
PLAN AND ELEVATION (5 OF 7)
SECTION 2626.2-R-2
LAKE COUNTY, INDIANA
STATION 8+235.100 TO STATION 8+412.491
STRUCTURE NO. 016-W858
 DATE 09/05
AMERICAN
 CONSULTING ENGINEERS