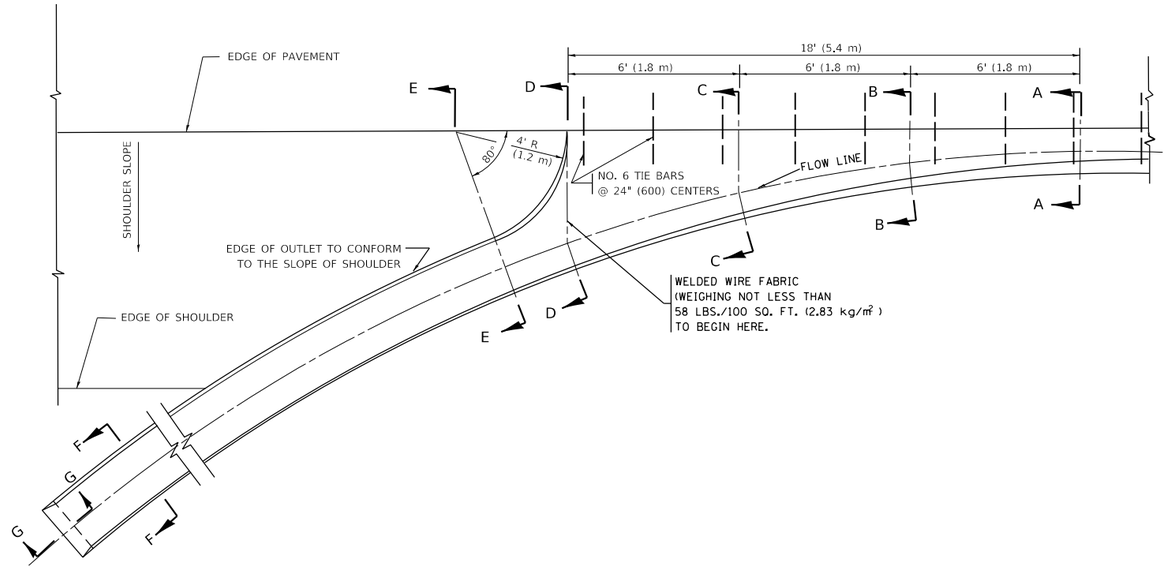

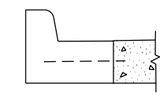

SECTION A–A ✳

✳ DIMENSIONS OF THE CURB & GUTTER AT SECTION A-A ARE SHOWN ON STATE STANDARD 606001.
FOR DETAILS OF OUTLET FOR CONCRETE CURB & GUTTER, TYPE B-6.24 (B-15.60) SEE STATE STANDARD 606006.

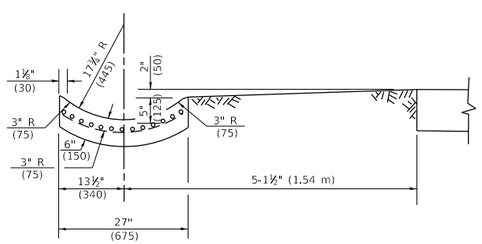

SECTION E–E

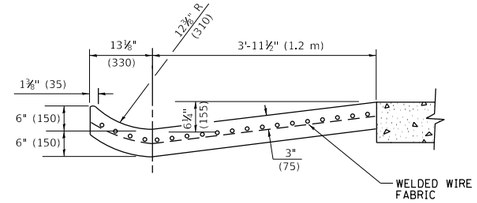

SECTION D–D

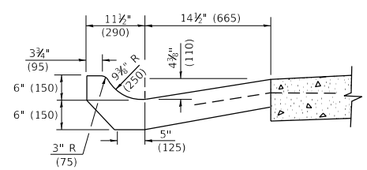

SECTION C–C

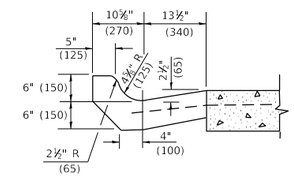

SECTION B–B

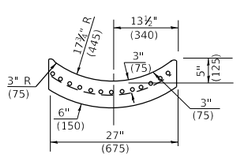

SECTION F–F

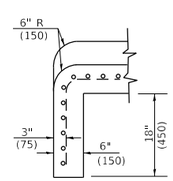

SECTION G–G

GENERAL NOTES

1. GUTTER OUTLET SHALL BE TIED TO THE PAVEMENT IN ACCORDANCE WITH DETAILS FOR LONGITUDINAL CONSTRUCTION JOINT SHOWN ON STANDARD 420001.
2. TIE BARS SHALL BE NO. 20 (NO.6) AT 24" (600) CENTERS UNLESS OTHERWISE SHOWN.
3. IF THE AVERAGE GRADE OF PAVEMENT FOR THE DISTANCE FROM SECTION A-A TO D-D EXCEEDS 2%, THIS DISTANCE SHALL BE INCREASED 6' (1.8 m) FOR EACH 1% INCREASE IN GRADE.

METHOD OF MEASUREMENT

FOR SECTION A-A TO E-E AND CURTAIN WALL=
1.25 CU. YDS. (0.96^3m) CLASS SI CONCRETE (OUTLET) FOR 9" (225) PAV'T.
1.27 CU. YDS. (0.96^3m) CLASS SI CONCRETE (OUTLET) FOR 10" (250) PAV'T.
FOR SECTION F-F=
0.045 CU. YDS. (0.03^3m) CLASS SI CONCRETE PER ft. (m).

ALL DIMENSIONS ARE IN INCHES (MILLIMETERS) UNLESS OTHERWISE SHOWN.

MODEL: Default
FILE NAME: pw:\\ildot-pw.bentley.com:PWIDOT\Documents\IDOT Offices\District 1\Projects\Dist\Std22x34\CADData\CADsheets\bd03.dgn

USER NAME = Lawrence.DeManche	DESIGNED - M. DE YONG	REVISED - R. SHAH 10-25-94	STATE OF ILLINOIS DEPARTMENT OF TRANSPORTATION	OUTLET FOR CONCRETE CURB AND GUTTER	F.A. RTE. / SECTION / COUNTY / TOTAL SHEETS / SHEET NO.
	DRAWN -	REVISED - E. GOMEZ 12-21-00			
PLOT SCALE = 100.0000 ' / in.	CHECKED -	REVISED - K. SMITH 08-27-19			BD600–01 (BD–03) CONTRACT NO.
PLOT DATE = 11/18/2022	DATE - 08-04-86	REVISED - K. SMITH 11-18-22		SCALE: NONE / SHEET 1 OF 1 SHEETS / STA. TO STA.	ILLINOIS FED. AID PROJECT