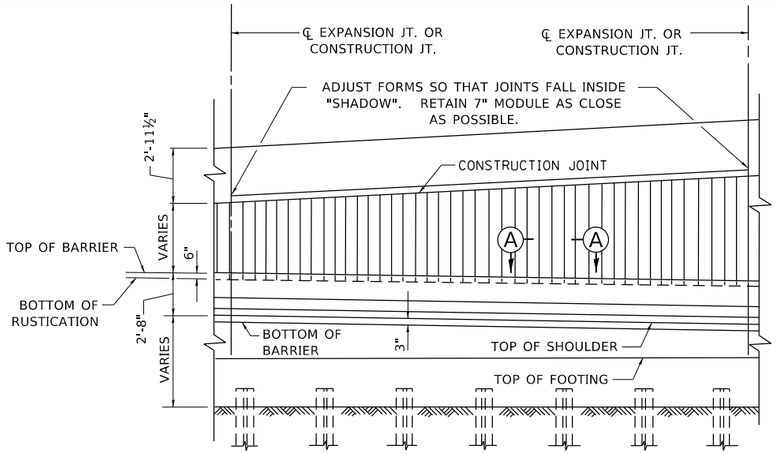

ELEVATION–TYPICAL ARCHITECTURAL FINISH

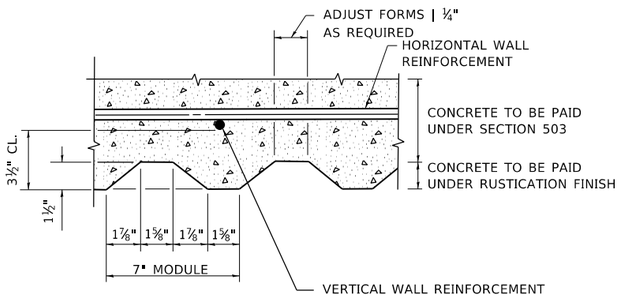

SECTION A–A

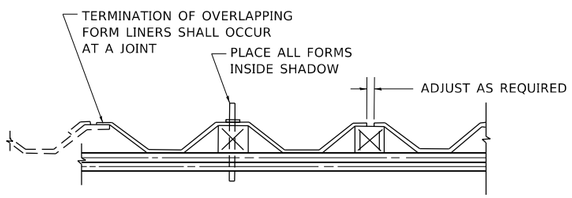

SUGGESTED FORMWORK DETAIL

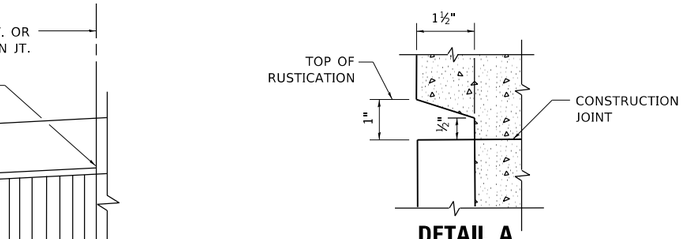

DETAIL A

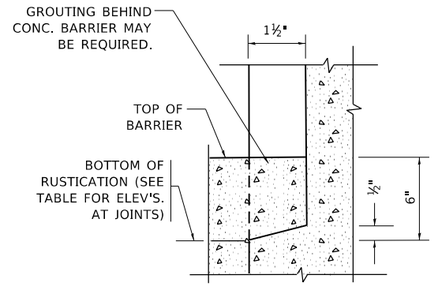

DETAIL B

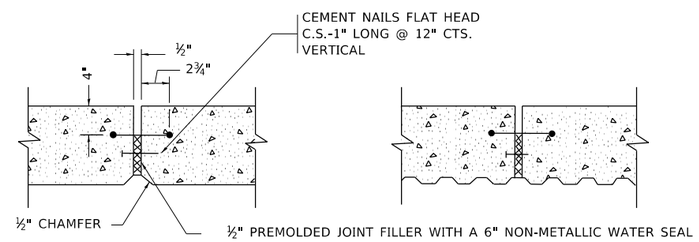

EXPANSION JOINT DETAIL

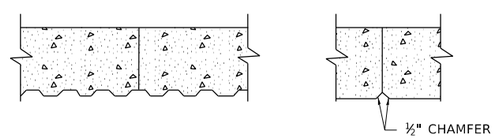

CONSTRUCTION JOINT DETAIL

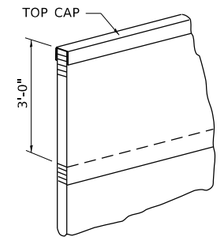

TOP COURSE GEOCOMPOSITE WALL DRAIN DETAILS

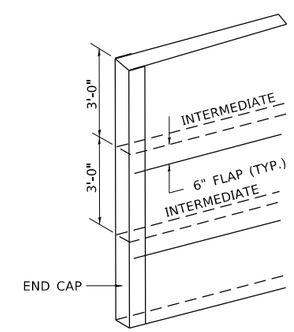

HORIZONTAL SECTION AND SEAM

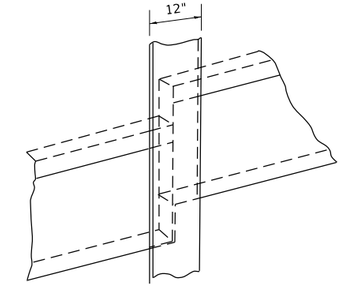

VERTICAL SPLICE

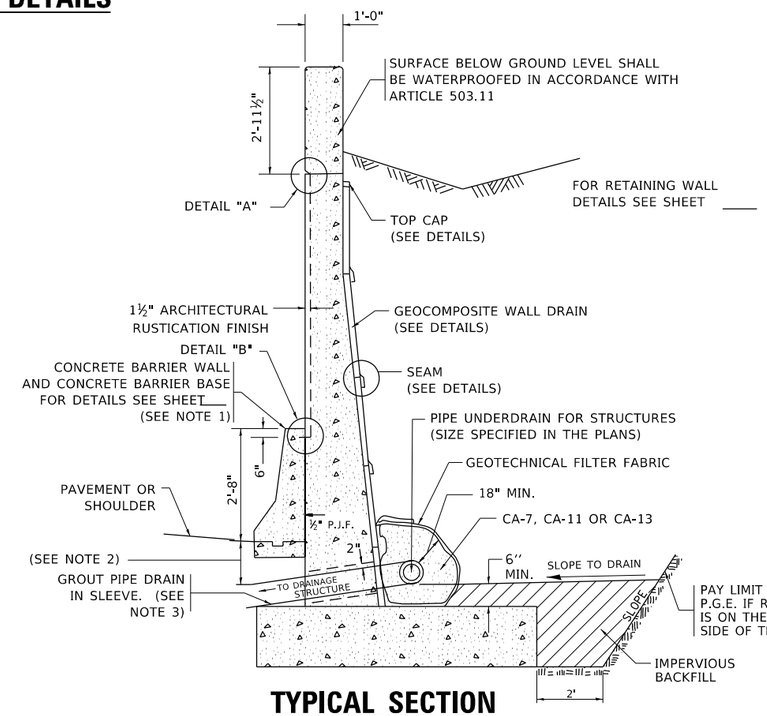

TYPICAL SECTION THRU RETAINING WALL

SLOPE: 1 TO 1 WITHOUT SHEETING
VERTICAL WITH SHEETING

WALL #	
STATION	ELEVATION

WALL #	
STATION	ELEVATION

WALL #	
STATION	ELEVATION

WALL #	
STATION	ELEVATION

WALL #	
STATION	ELEVATION

GENERAL NOTES

1. WHEN THE CONCRETE BARRIER WALL IS TO BE CONSTRUCTED MONOLITHIC WITH THE RETAINING WALL THE DETAILS SHOWN IN THE RETAINING WALL SECTION SHALL GOVERN.
2. PRIOR TO THE PLACEMENT OF THE PIPE UNDERDRAIN SLEEVE THE ENGINEER SHALL DETERMINE THE SLOPE REQUIRED FOR THE PIPE UNDERDRAIN TO ENTER BELOW THE DRAINAGE STRUCTURE LID AT OR BELOW THE MINIMUM DISTANCE SHOWN ON THE DETAILS FOR THE STRUCTURE.
3. THE PIPE DRAIN SHALL TERMINATE AT A DRAINAGE STRUCTURE.

BASIS OF PAYMENT

1. ANY GROUTING THAT IS REQUIRED BEHIND THE CONCRETE BARRIER WALL SHALL BE INCLUDED IN THE UNIT COST FOR RUSTIFICATION.
2. SLEEVE AND GROUT FOR THE RETAINING WALL PIPE DRAIN SHALL BE INCLUDED IN THE UNIT COST FOR PIPE DRAIN.
3. GEOTECHNICAL FILTER FABRIC AND COARSE AGGREGATE BACKFILL SHALL BE INCLUDED IN THE UNIT COST FOR PIPE UNDERDRAIN.

DESIGNER NOTE: PREFERRED PAY ITEMS

50300225	CONCRETE STRUCTURES	(C.Y.)
50300254	RUBBED FINISH	(S.F.)
60709582 *	PIPE UNDERDRAINS FOR STRUCTURES 6"	(L.F.)
Z0027750 *	GEOCOMPOSITE WALL DRAIN	(S.Y.)
60700200	PIPE DRAINS 6"	(L.F.)

* SEE SPECIAL PROVISIONS

MODEL: Default
FILE NAME: pw:\\ildot-pw.bentley.com:PWIDOT\Documents\IDOT Offices\District 1\Projects\District\Std22x34\CADData\CADsheets\bd28.dgn

USER NAME = Lawrence.DeManche	DESIGNED - FORD	REVISED - DE YONG 08-18-90	STATE OF ILLINOIS DEPARTMENT OF TRANSPORTATION
	DRAWN - CADD	REVISED - DE YONG 07-09-91	
PLOT SCALE = 100.0000 ' / in.	CHECKED -	REVISED - R. WEIDEMAN 02-20-04	
PLOT DATE = 11/18/2022	DATE - 11-30-88	REVISED - K. SMITH 11-18-22	

RUSTIFICATION FINISH AND GEOCOMPOSITE DRAIN FOR RETAINING WALLS

SCALE: NONE | SHEET 1 OF 1 SHEETS | STA. TO STA.

F.A. RTE.	SECTION	COUNTY	TOTAL SHEETS	SHEET NO.
BD500–02	(BD–28)	CONTRACT NO.		
	ILLINOIS	FED. AID PROJECT		