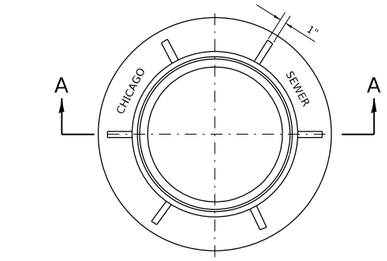

PLAN

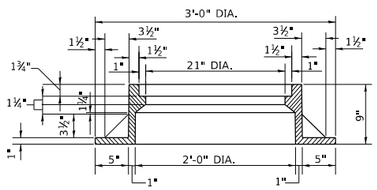

SECTION A–A

NOTE: METAL PLATES MUST BE FURNISHED FOR PERFORATED LIDS ON MANHOLES.

HEAVYWEIGHT MANHOLE FRAME

MATERIAL: CAST IRON

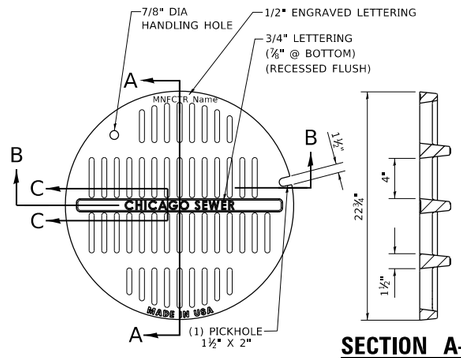

SECTION A–A

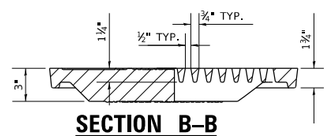

SECTION B–B

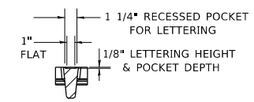

SECTION C–C

MATERIALS
GRATE-GRAY IRON
ASTM A48 CL35B

DESIGN LOAD
HEAVY DUTY

COATING
UNDIPPED

OPEN AREA
85.6 SQ. IN.

STANDARD CB / MH LID

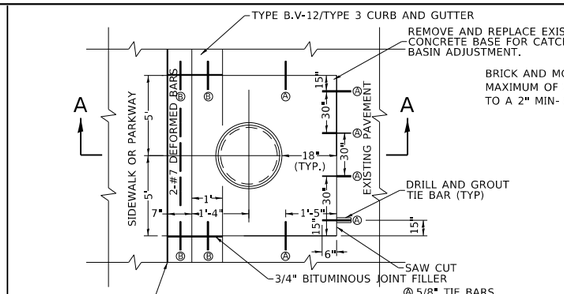

PLAN

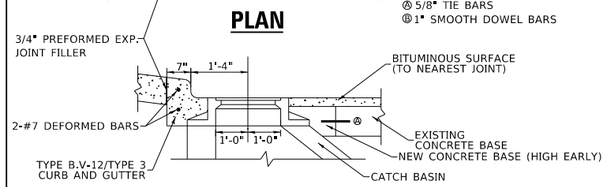

SECTION A–A

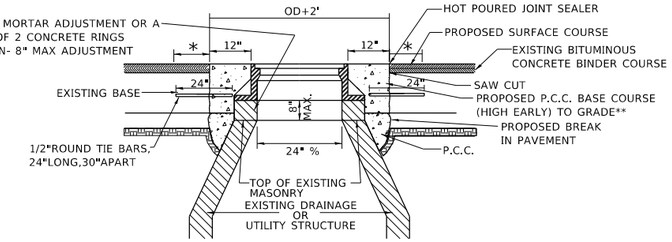

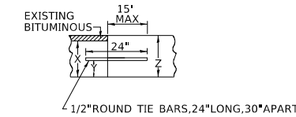

SEE CONSTRUCTION DETAILS (FOR MISCELLANEOUS STRUCTURES)
X = THICKNESS OF PAVEMENT
Y = ONE HALF THE THICKNESS OF CONCRETE PAVEMENT OR CONCRETE BASE.
Z = 10" OR THICKNESS OF PROPOSED PAVEMENT - WHICHEVER IS GREATER

NOTES:

IF THE ADJUSTMENT EXCEEDS AN 8" HEIGHT, THE CONE MUST BE REMOVED AND THE BARREL SECTION MUST BE ADJUSTED.

THE CONTRACTOR IS REQUIRED TO REPLACE ANY BROKEN FRAMES AND LIDS OF SEWER STRUCTURES WITH STANDARD FRAMES AND LIDS OF THE DWM. IN ADJUSTMENT OR RECONSTRUCTION OF SEWER STRUCTURES, ANY NON-STANDARD FRAMES AND LIDS MUST BE REPLACED WITH STANDARD FRAMES AND LIDS. IN ADJUSTMENT OR RECONSTRUCTION OF INLETS, ANY NON-STANDARD INLETS (GUTTER BOXES) MUST BE REPLACED WITH DWM STANDARD INLETS.

THE FRAMES AND LIDS OF SEWER STRUCTURES TO BE ABANDONED, REMOVED, OR FILLED MUST BE SALVAGED AND THE DWM NOTIFIED FOR PICK UP.

MANHOLES, CATCH BASINS AND INLETS MUST BE PROTECTED FROM THE ENTRY OF ASPHALT/DEBRIS INTO THE SEWER SYSTEM DURING CONSTRUCTION. THE CONTRACTOR MUST MARK LOCATIONS OF ALL SEWER STRUCTURES ON THE SIDEWALK BEFORE STARTING PAVEMENT REMOVAL/REPLACEMENT. ADJUSTMENT OF FRAMES AND LIDS OF SEWER STRUCTURES MUST BE COMPLETED PRIOR TO STREET RESURFACING.

* REFER TO CDOT FOR ASPHAULT RESTORATION EWQUIRE MENRS & CRACK SEAL.

** ON NON-MORATORIUM STREETS, FULL DEPTH. PCC BASE COURSE MAY BE UTILIZED. ON MORATORIUM STREETS, PAVEMENT RESTORATION SHALL ADORE TO CDOT REQUIREDMWNTS.

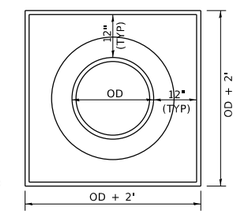

PLAN VIEW
(BASE TO GRADE)

DETAIL OF FRAME ADJUSTMENT

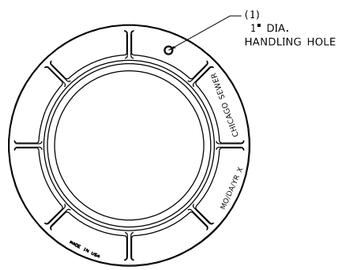

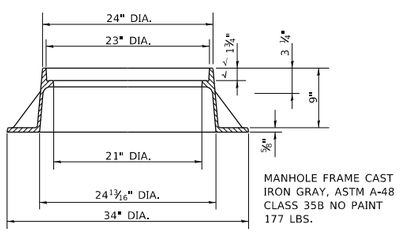

MANHOLE FRAME CAST IRON GRAY, ASTM A-48 CLASS 35B NO PAINT 177 LBS.

LIGHTWEIGHT MANHOLE FRAME

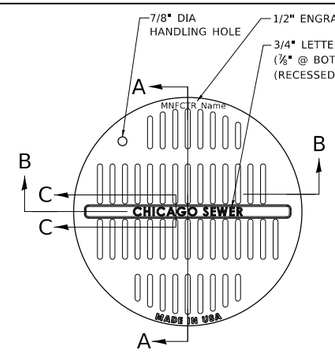

SECTION A–A

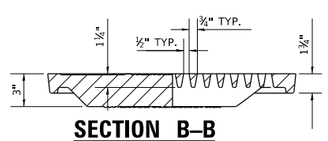

SECTION B–B

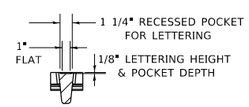

SECTION C–C

ADA COMPLIANT CATCH BASIN / MANHOLE LID

NOTE:
NOT TO BE USED WITHOUT PRIOR APPROVAL OF CDWM

MATERIALS
GRATE-GRAY IRON
ASTM A48 CL35B

DESIGN LOAD
HEAVY DUTY

COATING
UNDIPPED

OPEN AREA
85.6 SQ. IN.

SOLID LID FOR MANHOLES

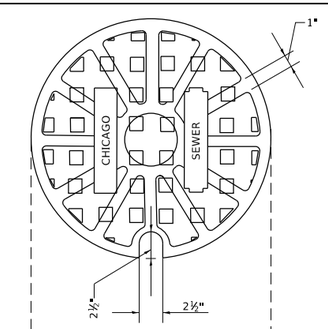

PLAN

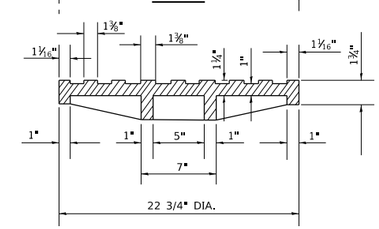

SECTION

MODEL: Default
FILE NAME: pw:\\ildot-pw.bentley.com:PWIDOT\Documents\IDOT Offices\District 1\Projects\IDH-Std22x34\CADbasis\CADsheets\bd47.dgn

USER NAME = Lawrence.DeManche	DESIGNED - M. GOMEZ	REVISED - K. SMITH 11-18-22	STATE OF ILLINOIS DEPARTMENT OF TRANSPORTATION
	DRAWN -	REVISED -	
PLOT SCALE = 100.0000 ' / in.	CHECKED -	REVISED -	
PLOT DATE = 11/18/2022	DATE - 01-25-01	REVISED -	

CITY OF CHICAGO
MANHOLE LIDS AND FRAMES

SCALE: NONE | SHEET 1 OF 1 SHEETS | STA. TO STA.

F.A. RTE.	SECTION	COUNTY	TOTAL SHEETS	SHEET NO.
BD600–13 (BD–47)		CONTRACT NO.		
	ILLINOIS	FED. AID PROJECT		