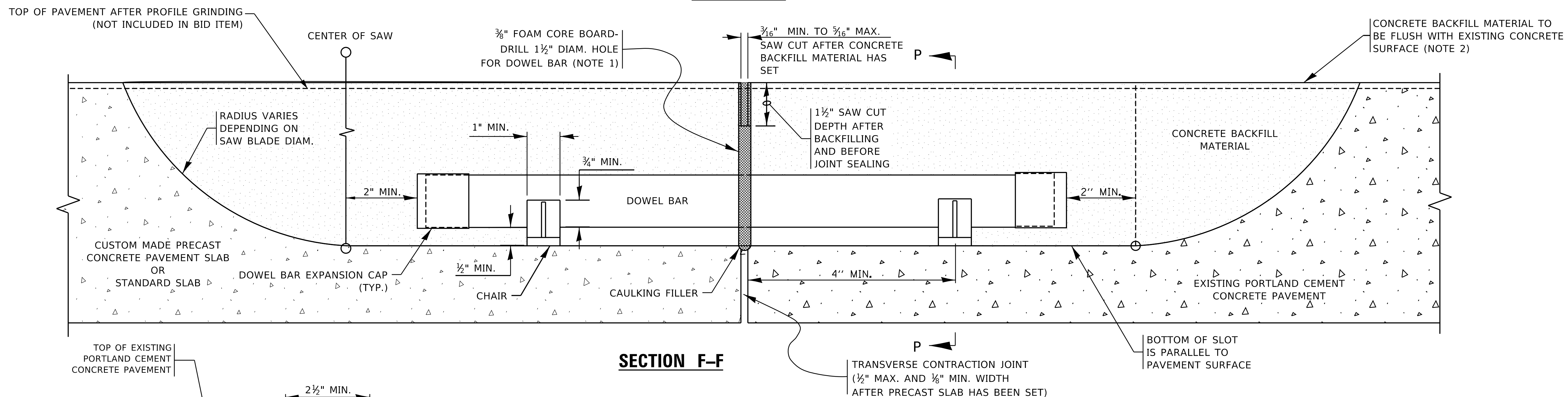
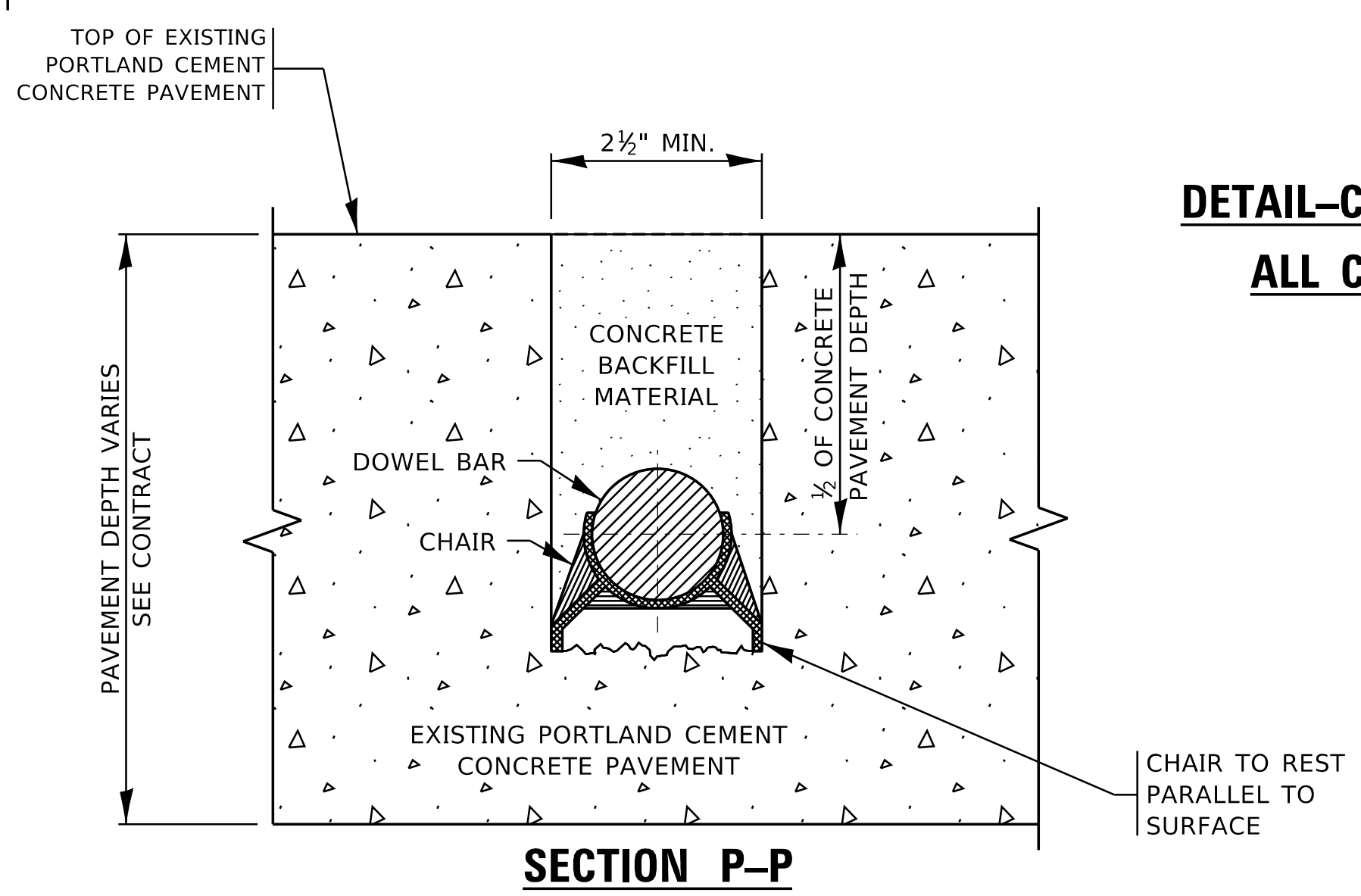


**PLAN VIEW**




**SECTION F-F**

**DETAIL-C, WIDE MOUTH DOWEL BAR PLACEMENT DETAIL FOR ALL CUSTOM MADE PRECAST PANELS AND OPTIONAL FOR STANDARD SLABS**



**SECTION P-P**



**CHAIR DETAIL**

- NOTES:**
1. PLACE FOAM CORE BOARDS TO THE TOP OF PATCH.
  2. UPON COMPLETION, THE FINISHED SURFACE OF THE CONCRETE BACKFILL MATERIAL SHALL NOT BE BELOW EXISTING CONCRETE SURFACE.

MODEL: Default; FILE: M:\MTE\_Plan\planroom.dwg; PROJECTS\DOT\Documents\DOT\_Offices\District\_1\Projects\BIS\5022\31CAD\Drawn\CAD\sheet\BIS7.dwg

USER NAME = footemj	DESIGNED - O. PATEL	REVISED - D.G. 9-16
PLOT SCALE = 50.0000' / in.	CHECKED -	REVISED -
PLOT DATE = 3/27/2019	DATE - 10-25-2013	REVISED -

**STATE OF ILLINOIS  
DEPARTMENT OF TRANSPORTATION**

<b>PRECAST CONCRETE PAVEMENT SLABS</b>	
SCALE: NONE	SHEET 13 OF 19 SHEETS STA. TO STA.

F.A. RTE.	SECTION	COUNTY	TOTAL SHEETS	SHEET NO.
	<b>BD 57</b>			
ILLINOIS		FED. AID PROJECT		