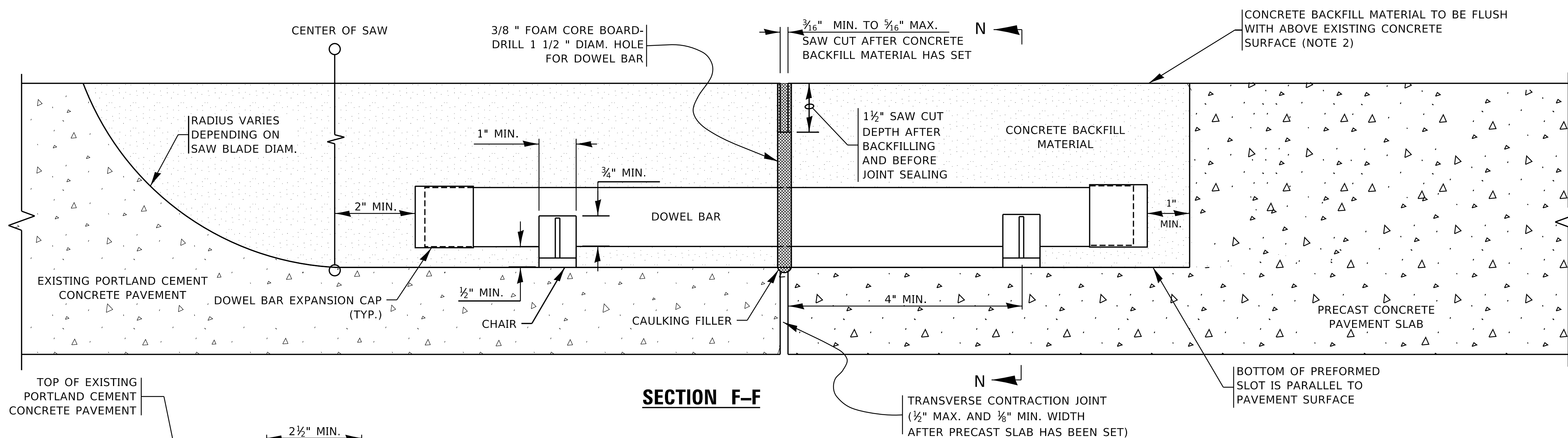
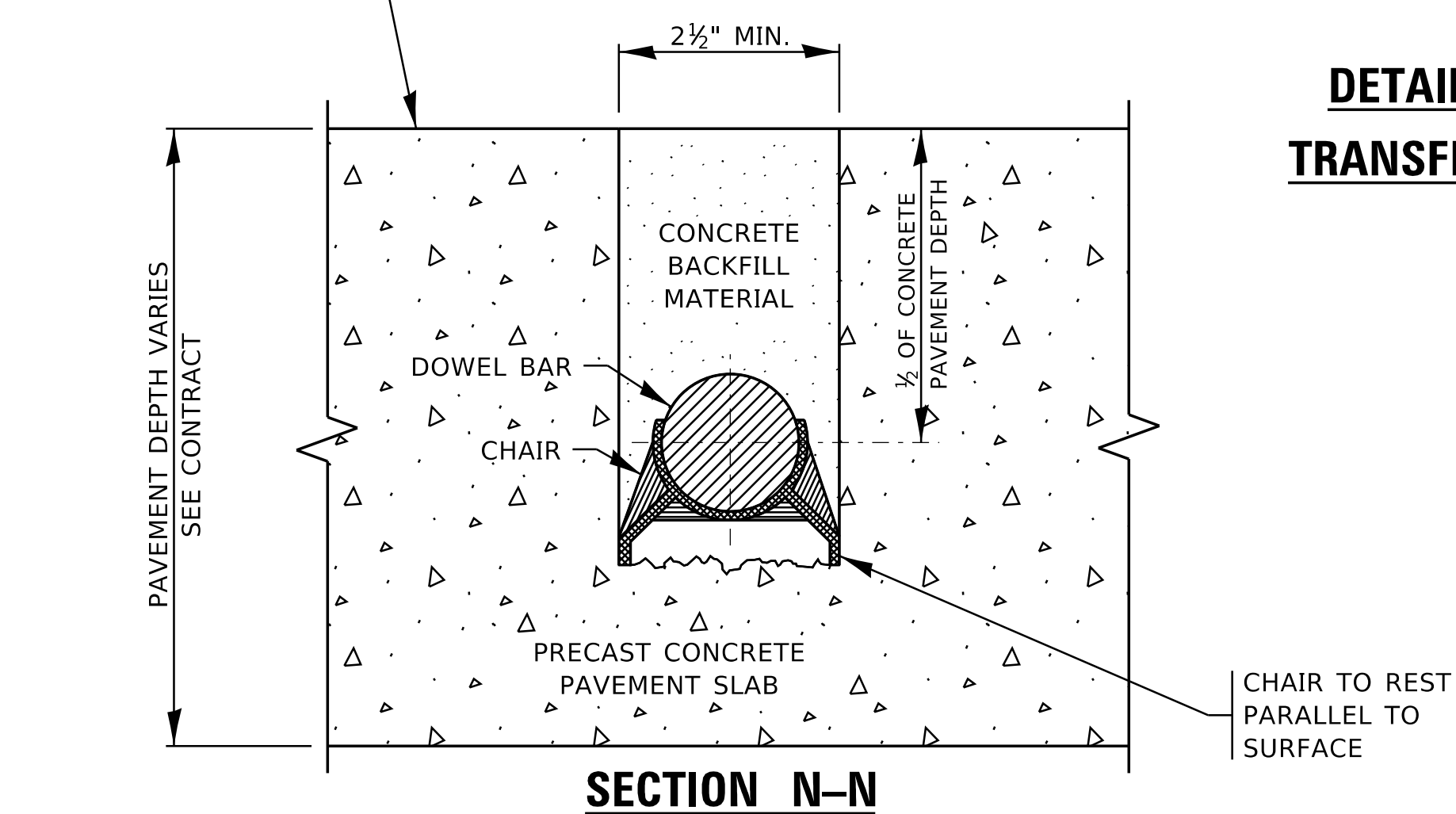


PLAN VIEW




SECTION F-F

DETAIL-F, WIDE MOUTH DOWEL BAR PLACEMENT DETAIL FOR THE LAST TRANSFER JOINT OF CONSECUTIVELY PLACED STANDARD PRECAST PANELS



SECTION N-N



CHAIR DETAIL

NOTES:

1. PLACE FOAM CORE BOARDS TO THE TOP OF PATCH.
2. UPON COMPLETION, THE FINISHED SURFACE OF THE CONCRETE BACKFILL MATERIAL SHALL NOT BE BELOW THE EXISTING CONCRETE SURFACE.

MODEL: Default
FILE NAME: p:\pub\pavroom.dwg
PROJECTS\DOT\Documents\DOT_Offices\District_1\Projects\DH5422\31CAD\Drawn\CAD\sheet31657.dwg

USER NAME = footemj	DESIGNED - O. PATEL	REVISED - D.G. 6-14
	DRAWN -	REVISED - D.G. 9-16
PLOT SCALE = 50.0000' / in.	CHECKED -	REVISED -
PLOT DATE = 3/27/2019	DATE - 10-25-2013	REVISED -

**STATE OF ILLINOIS
DEPARTMENT OF TRANSPORTATION**

PRECAST CONCRETE PAVEMENT SLABS

SCALE: NONE SHEET 16 OF 19 SHEETS STA. TO STA.

F.A. RTE.	SECTION	COUNTY	TOTAL SHEETS	SHEET NO.
	BD 57			
CONTRACT NO.			ILLINOIS FED. AID PROJECT	