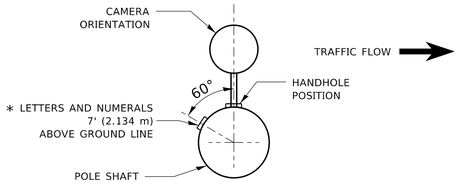

POSITION OF HANDHOLE AND CAMERA NUMBER FOR POLE MOUNTED ON BRIDGE PARAPET OR BARRIER WALL

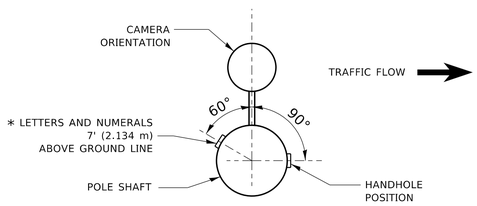

POSITION OF HANDHOLE AND CAMERA NUMBER

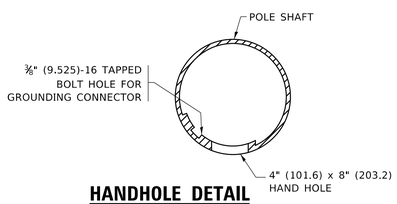

HANDHOLE DETAIL

(N.T.S.)

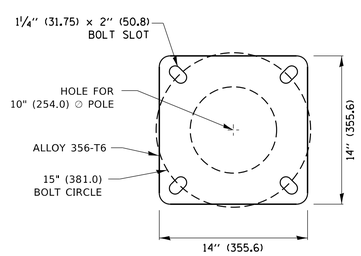

POLE BASE PLATE DETAIL

15 INCH (381.0) BOLT CIRCLE

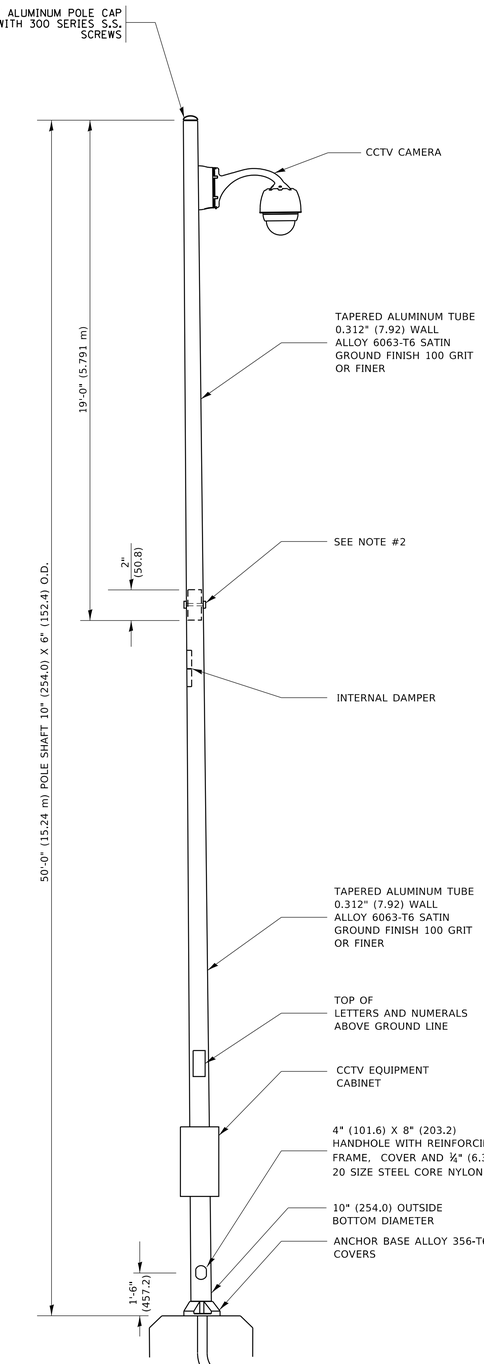

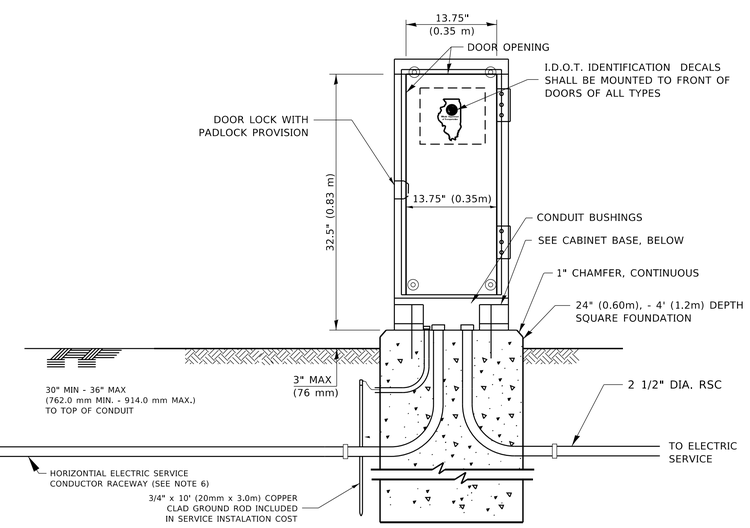

NOTES:

1. ALL DIMENSIONS ARE IN INCHES (MILLIMETERS) UNLESS OTHERWISE SHOWN.
2. TWO PIECE SHAFT WILL BE MATCHED MARKED AND INTERCHANGEABLE BETWEEN DIFFERENT UNITS. FIELD DRILLING OF THE HOLES WILL NOT BE ALLOWED.
3. THE POLE WILL MEET AASHTO DESIGN CRITERIA AS SPECIFIED.
4. THE INSTALLING CONTRACTOR WILL PROVIDE A UL LISTED GROUNDING CONNECTOR. BURNDY K2C23, T&B SP4DL OR APPROVED EQUAL.
5. POLES WILL BE INSTALLED IN ACCORDANCE TO MANUFACTURER'S INSTRUCTIONS.
6. POLES WILL BE SET PLUMB ON THE FOUNDATION WITHOUT THE USE OF LEVELING NUTS, WASHERS OR SHIMS.

MODEL: Default
FILE NAME: pw:\\pbnnoom.dot.illinois.gov:PWIDOT\Documents\IDOT Offices\District 1\Projects\Dist5\d22x34\CADData\CADsheets\be1100.dgn

USER NAME = footemj	DESIGNED -	REVISED - -	
	DRAWN -	REVISED - -	
PLOT SCALE = 50.0000 ' / in.	CHECKED -	REVISED - R. TOMSONS 11-20-14	
PLOT DATE = 4/22/2019	DATE -	REVISED -	

STATE OF ILLINOIS
DEPARTMENT OF TRANSPORTATION

CCTV CAMERA EQUIPMENT INSTALLATION
50' (15.24 m) MOUNTING HEIGHT

SCALE: NONE | SHEET 1 OF 1 SHEETS | STA. TO STA.

F.A. RTE.	SECTION	COUNTY	TOTAL SHEETS	SHEET NO.
	BE–1100	CONTRACT NO.		
	ILLINOIS	FED. AID PROJECT		

be1100.dgn 4/22/2019 7:37:24 AM User=footemj