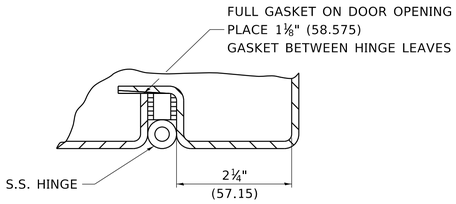

DETAIL "Y"

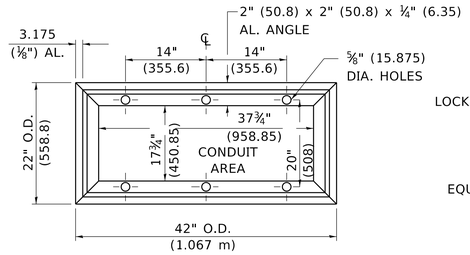

BASE MTG. DETAIL

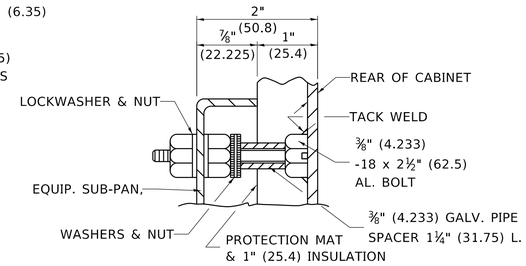

DETAIL "X"

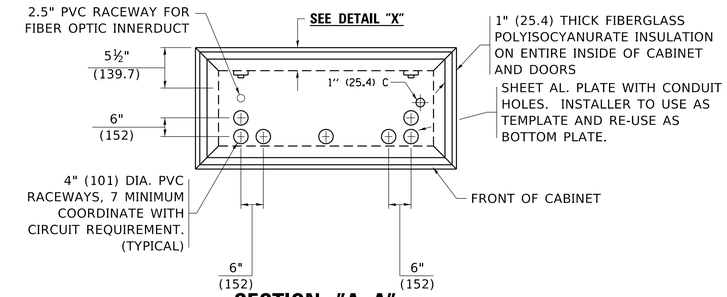

SECTION "A–A"

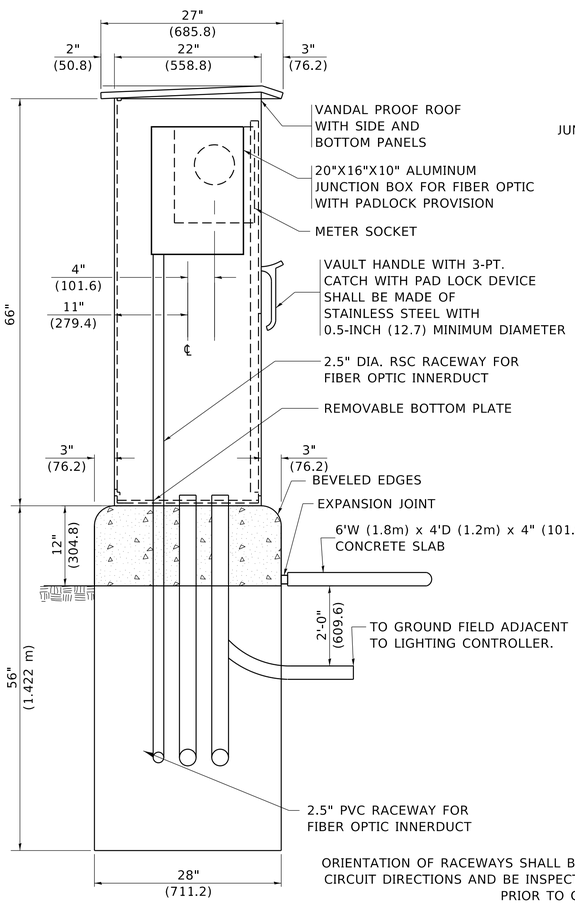

LEFT SIDE ELEVATION

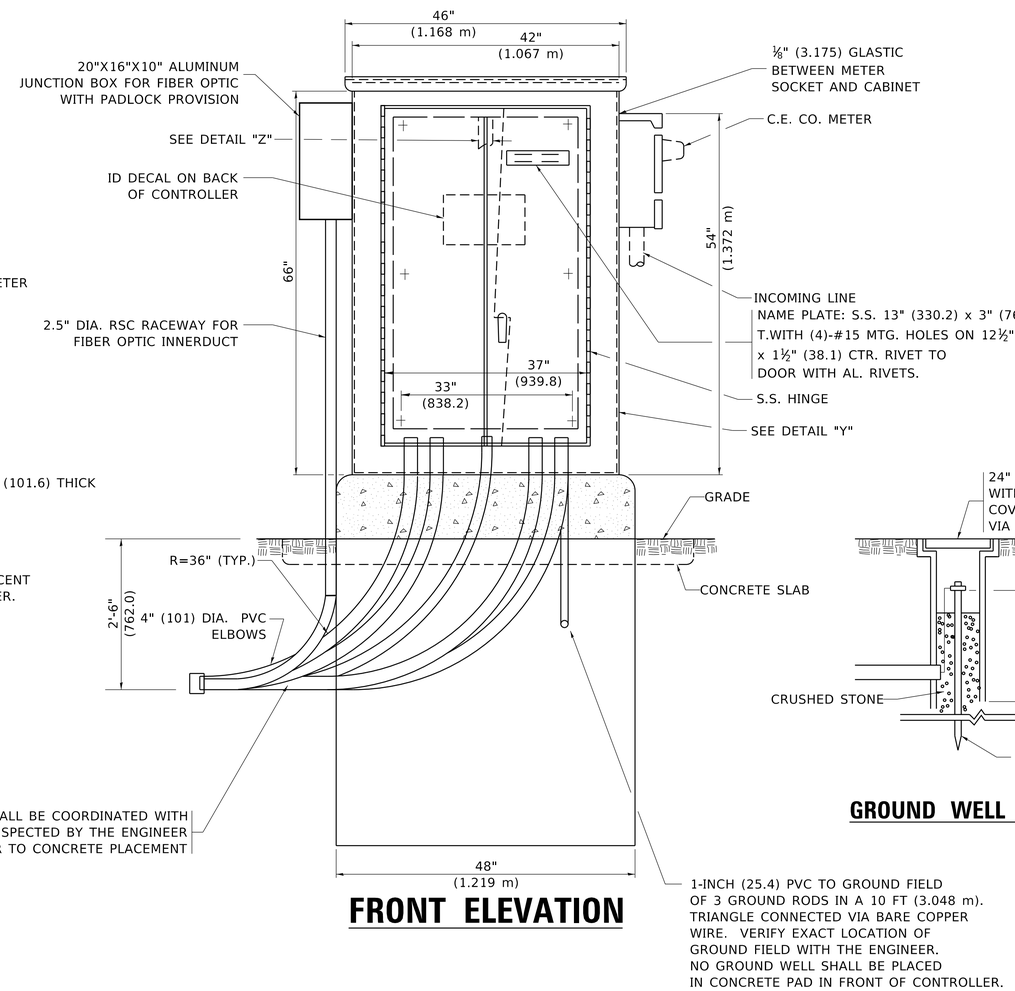

FRONT ELEVATION

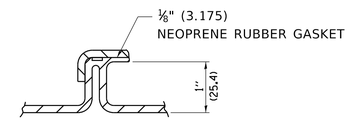

DETAIL "Z"

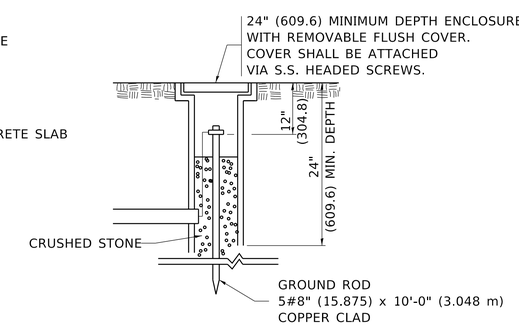

GROUND WELL DETAIL

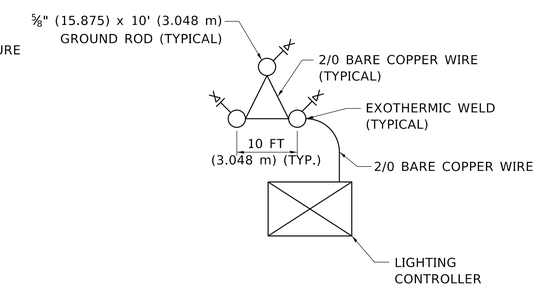

GROUND FIELD DETAIL (N.T.S.)

THE CONTRACTOR SHALL
VERIFY EXACT LOCATION
WITH THE ENGINEER

MODEL: Default
FILE NAME: pw:\\planroom.dot.illinois.gov:PWIDOT\Documents\IDOT Offices\District 1\Projects\Dist\Std22x34\CADData\CADsheets\be206.dgn

USER NAME = leysa	DESIGNED - R. TOMSONS	REVISED -	
	DRAWN -	REVISED -	
PLOT SCALE = 50.0000 ' / in.	CHECKED -	REVISED -	
PLOT DATE = 1/15/2020	DATE - 01-15-2020	REVISED -	

STATE OF ILLINOIS
DEPARTMENT OF TRANSPORTATION

LIGHTING CONTROLLER, BASE MOUNTED,
480VOLT, 200AMP (DUAL) RADIO SCADA – FIBER OPTIC PROVISION

SCALE: NONE | SHEET 3 OF 4 SHEETS | STA. _____ TO STA. _____

F.A. RTE.	SECTION	COUNTY	TOTAL SHEETS	SHEET NO.
	BE–206	CONTRACT NO. _____		
		ILLINOIS	FED. AID PROJECT	

be206.dgn 1/15/2020 9:02:06 AM User=leysa