PARAPET OR WINGWALL

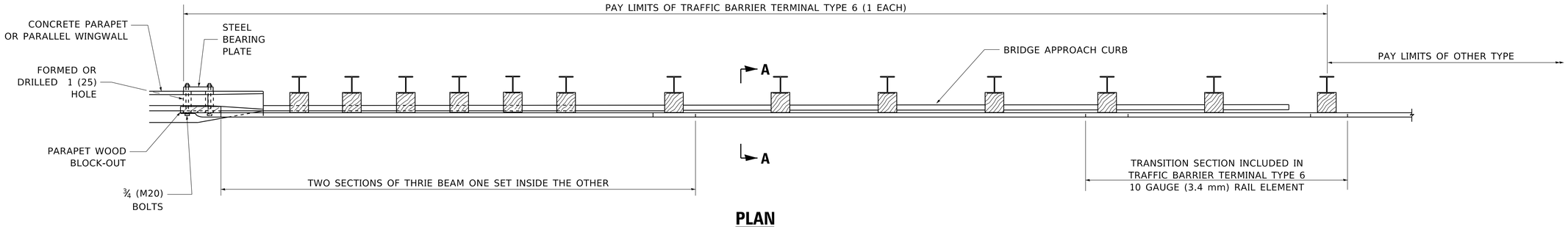

PLAN



ELEVATION

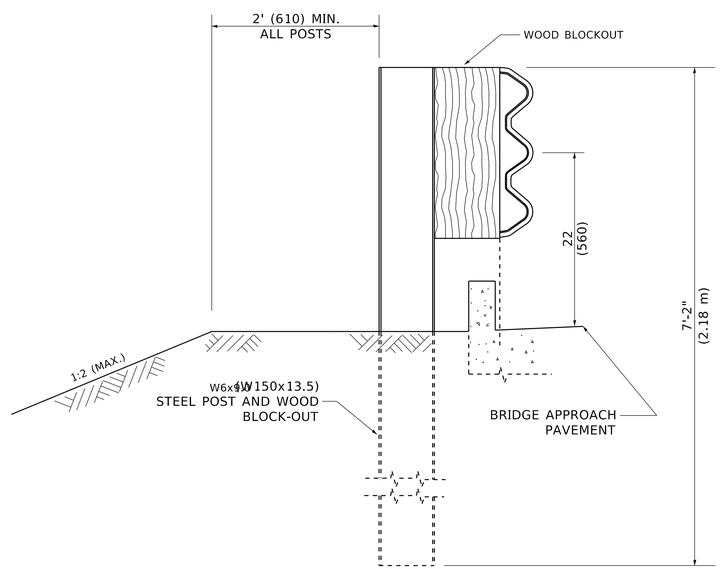

SECTION A–A

GENERAL NOTES

TO BE USED WHEN CONNECTING TO EXISTING GUARD RAILING PRIOR TO THE MIDWEST GUARDRAIL SYSTEM.

SEE STANDARD 630001 FOR DETAILS OF GUARDRAIL NOT SHOWN.

THRIE BEAM RAIL SHALL BE BOLTED TO BLOCK-OUT AT ALL POSTS.

SEE STANDARD 420401 FOR DETAILS OF BRIDGE APPROACH PAVEMENT.

ALL SLOPE RATIOS ARE EXPRESSED AS UNITS OF VERTICAL DISPLACEMENT TO UNITS OF HORIZONTAL DISPLACEMENT (V:H).

ALL DIMENSIONS ARE IN INCHES (MILLIMETERS) UNLESS OTHERWISE SHOWN.

ILLINOIS STATE STANDARD:
631031-05 02/19/2008

MODEL: Default
FILE NAME: pw:\\planroom.dot.illinois.gov:PWIDOT\Documents\IDOT Offices\District 1\Projects\Dist\Std22x34\CADData\CADsheets\bm22.dgn

USER NAME = footemj	DESIGNED -	REVISED -	
	DRAWN -	REVISED -	631031-05 02/19/2008
PLOT SCALE = 50.0000 ' / in.	CHECKED -	REVISED -	
PLOT DATE = 3/11/2019	DATE -	REVISED -	

STATE OF ILLINOIS
DEPARTMENT OF TRANSPORTATION

TYPE 6 TERMINAL
FOR USE WITH 21" HIGH SPBGR

SCALE: NONE | SHEET 1 OF 3 SHEETS | STA. | TO STA.

F.A. RTE.	SECTION	COUNTY	TOTAL SHEETS	SHEET NO.
BM 22		CONTRACT NO.		
	ILLINOIS	FED. AID PROJECT		

bm22.dgn 3/11/2019 2:11:03 PM User=footemj