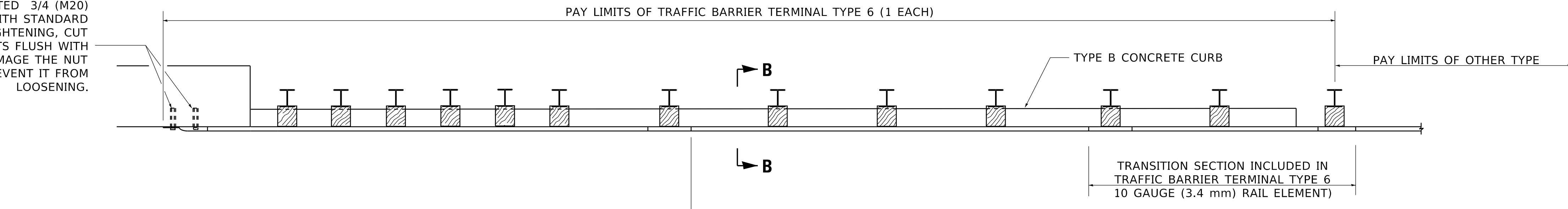
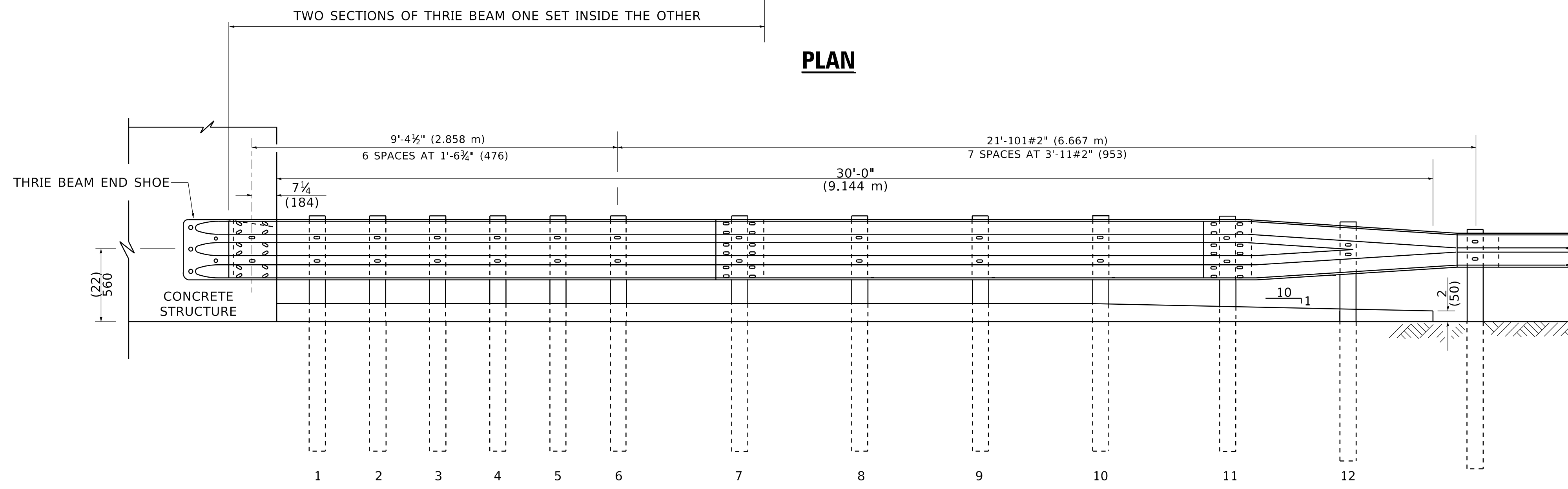


OTHER CONCRETE STRUCTURE

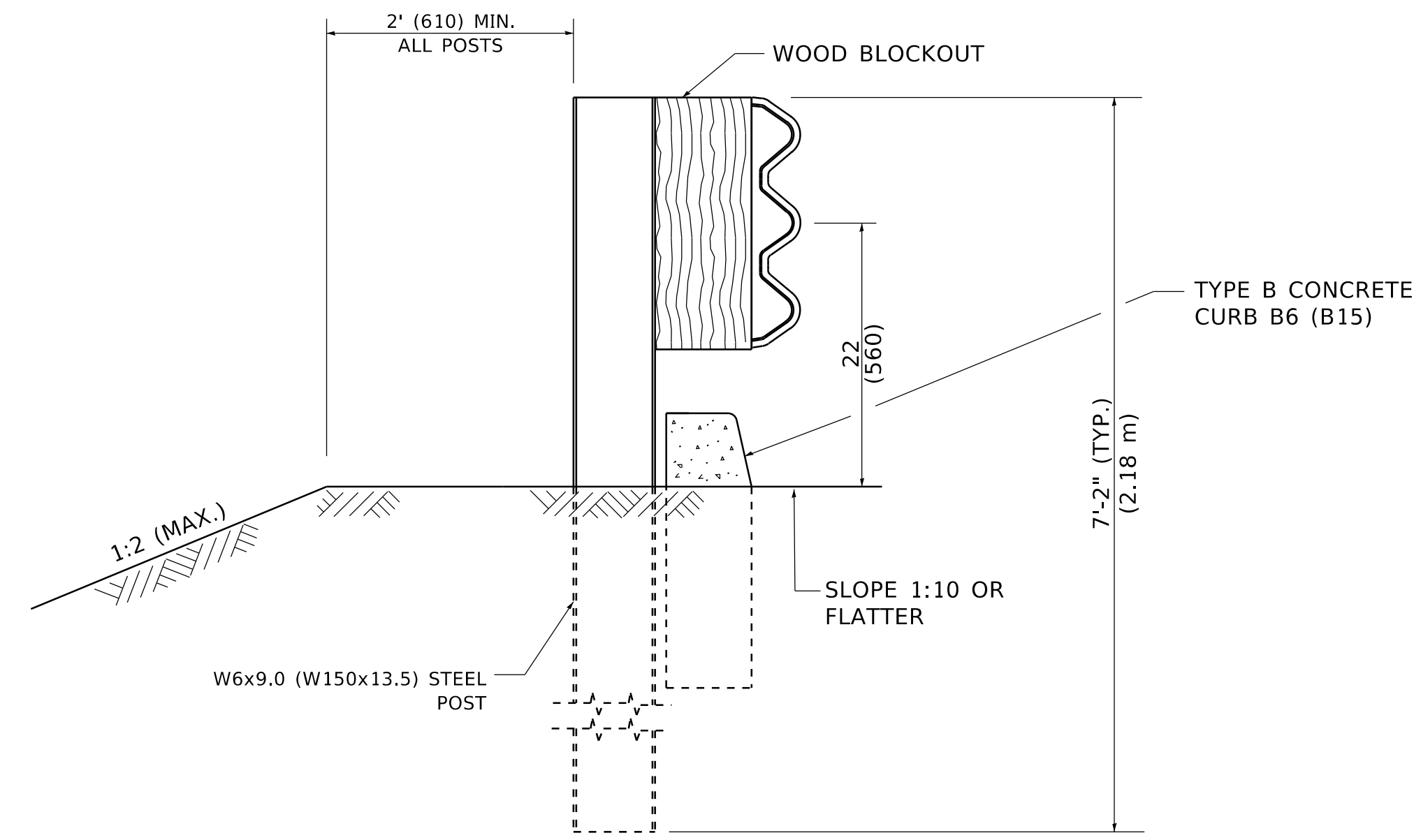
5 EPOXY GROUTED 3/4 (M20) ANCHOR BOLTS WITH STANDARD WASHERS. AFTER TIGHTENING, CUT THE ANCHOR BOLTS FLUSH WITH NUTS, AND DAMAGE THE NUT TO PREVENT IT FROM LOOSENING.



PLAN



ELEVATION



SECTION B-B

ILLINOIS STATE STANDARD:
631031-05 02/19/2008

MODEL: Default
FILE NAME: p:\pub\lanscom.dwt
PROJECTS\DOT Documents\DOT Office\District 1\Projects\Dist5\22\231\CAD\DATA\CAD\Sheets\bm22.dgn

USER NAME = footemj	DESIGNED -	REVISED -
	DRAWN -	REVISED - 631031-05 02/19/2008
PLOT SCALE = 50.0000 ' / in.	CHECKED -	REVISED -
PLOT DATE = 3/11/2019	DATE -	REVISED -

**STATE OF ILLINOIS
DEPARTMENT OF TRANSPORTATION**

**TYPE 6 TERMINAL
FOR USE WITH 21" HIGH SPBGR**

SCALE: NONE SHEET 2 OF 3 SHEETS STA. TO STA.

F.A. RTE.	SECTION	COUNTY	TOTAL SHEETS	SHEET NO.
BM 22		CONTRACT NO.		
ILLINOIS FED. AID PROJECT				