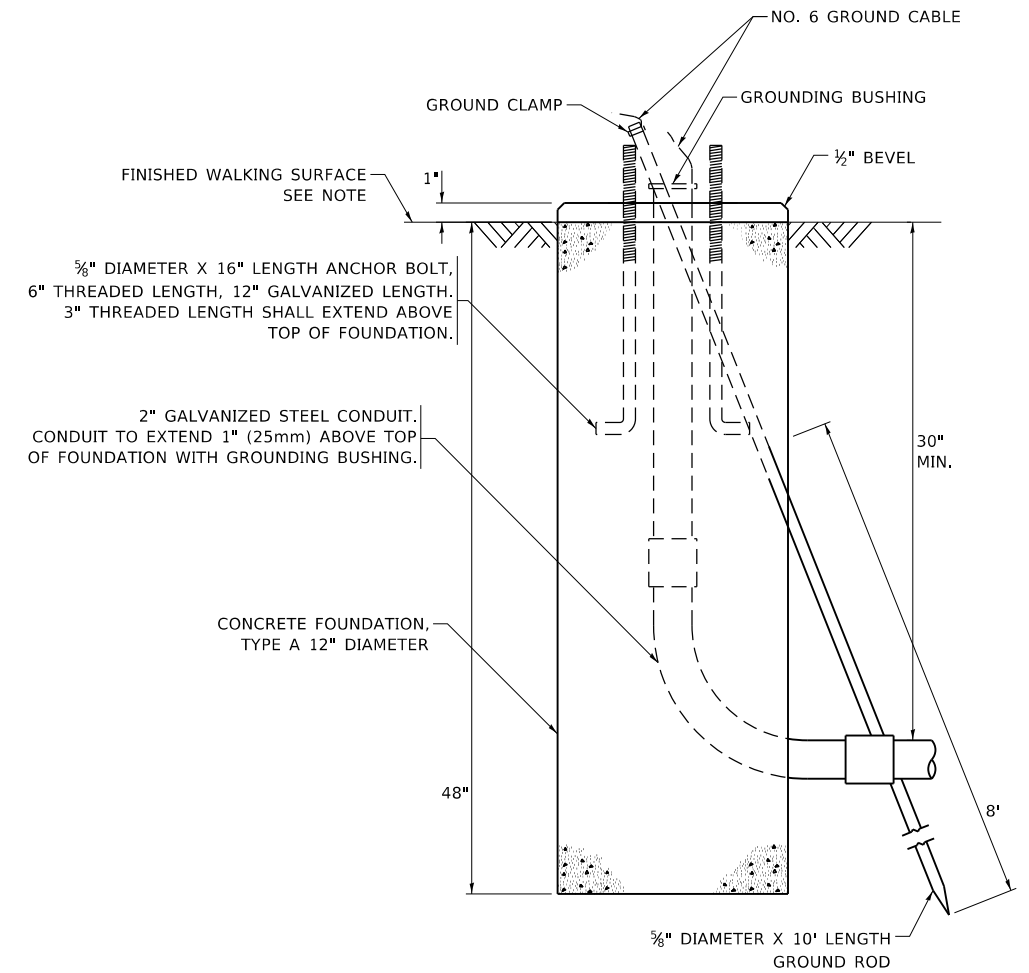
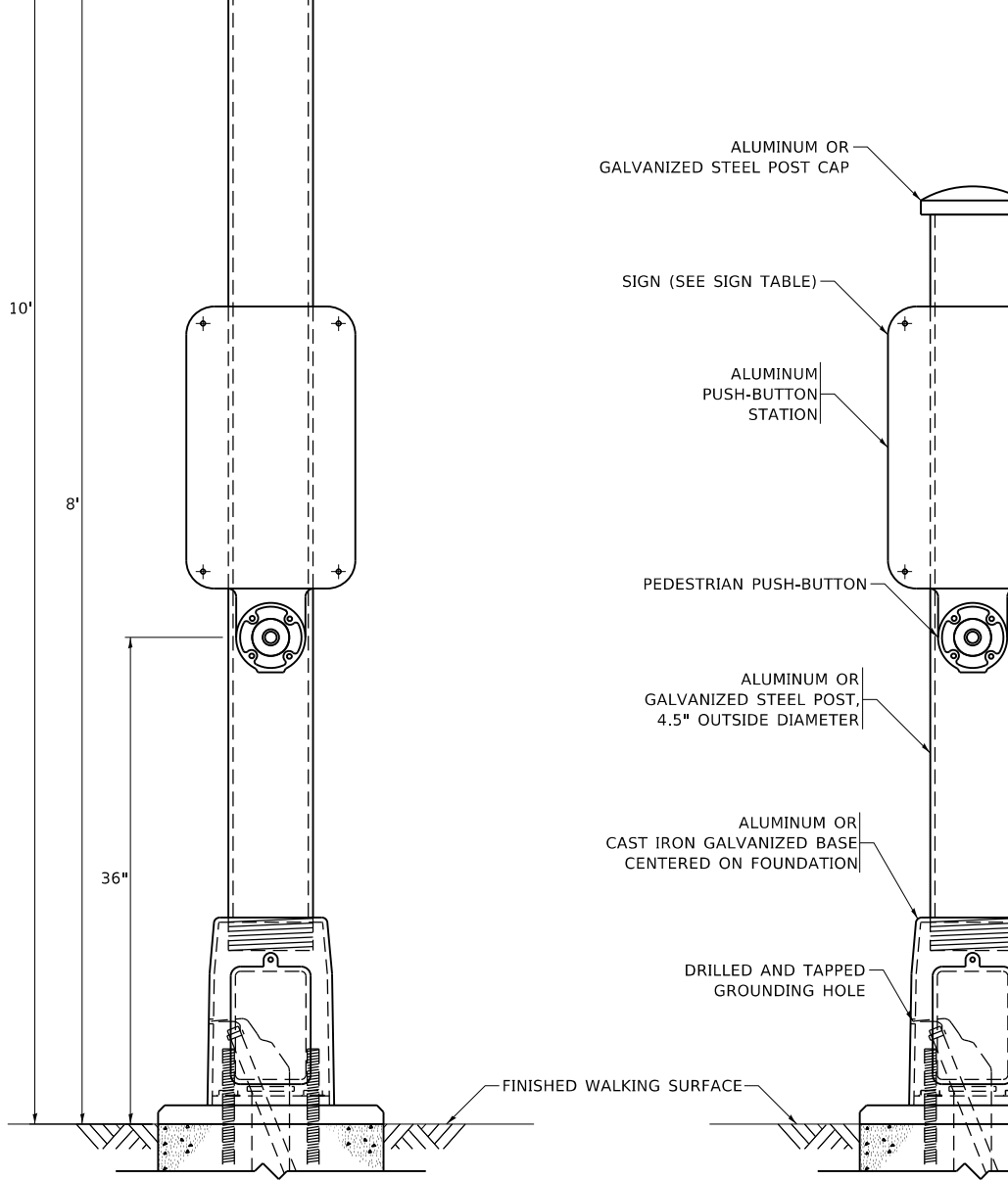
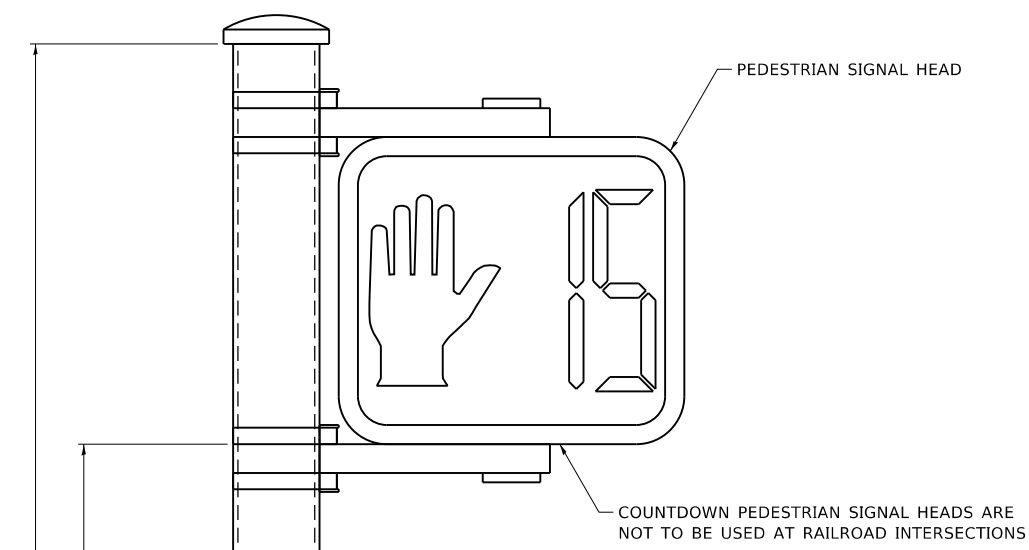


BOLT PATTERN

NOTE:
1. IF THE PEDESTRIAN SIGNAL POST FOUNDATION IS INSTALLED WITHIN OR BEHIND A BARRIER CURB, THE TOP OF THE FOUNDATION SHALL BE INSTALLED FLUSH WITH THE TOP OF THE BARRIER CURB.

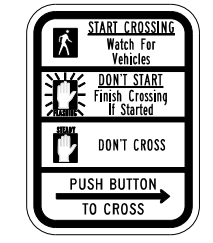


CONCRETE FOUNDATION, TYPE A 12-INCH DIAMETER




PEDESTRIAN SIGNAL POST, 10 FT.

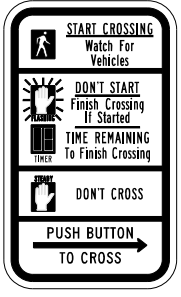
PEDESTRIAN SIGNAL POST, 5 FT.



R10-3b



R10-3d



R10-3e

COUNTDOWN PEDESTRIAN SIGNAL HEADS ARE NOT TO BE USED AT RAILROAD INTERSECTIONS

SIGN TABLE

SIGN	DIMENSIONS
R10-3b (RAILROAD ONLY)	9" X 12"
R10-3d (RAILROAD ONLY)	9" X 12"
R10-3e	9" X 12"

NOTES:
1. THE SIGN PANELS SHALL BE TYPE AP SHEETING.
2. THE ARROW ON SIGNS FOR PUSH-BUTTONS SERVING TWO DIRECTIONS ON THE SAME PHASE SHALL BE BI-DIRECTIONAL.
3. THE SIGN FOR DUAL-CALL PUSH-BUTTONS SHALL HAVE NO ARROW.

MODEL: Default
 FILE: \\bldc-pubs\pubs\aroom\dra\illinois.gov\PW\DOT\Documents\DOT_Offices\Director_1\Projects\DRHS50723\1\CAD\Drawn\CAD\sheet3105.dgn

USER NAME = gagliano	DESIGNED - IP	REVISED - 10-15-2020
PLOT SCALE = 100,0000 ' / in.	DRAWN - IP	REVISED -
PLOT DATE = 11/23/2020	CHECKED - LP	REVISED -
	DATE - 10-15-2018	REVISED -

**STATE OF ILLINOIS
DEPARTMENT OF TRANSPORTATION**

**DISTRICT ONE
STANDARD TRAFFIC SIGNAL DESIGN DETAILS**
SCALE: NONE SHEET 7 OF 7 SHEETS STA. TO STA.

F.A. RTE.	SECTION	COUNTY	TOTAL SHEETS	SHEET NO.
	TS-05			
ILLINOIS FED. AID PROJECT				