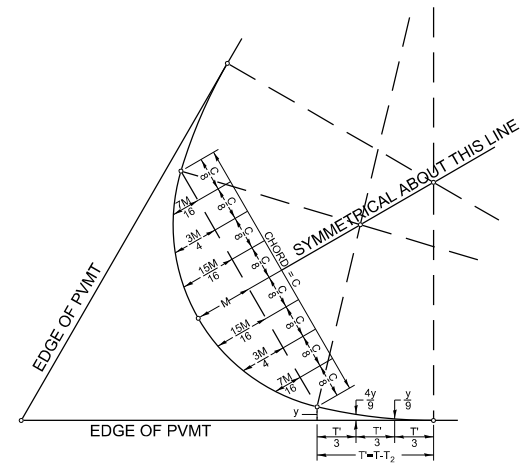
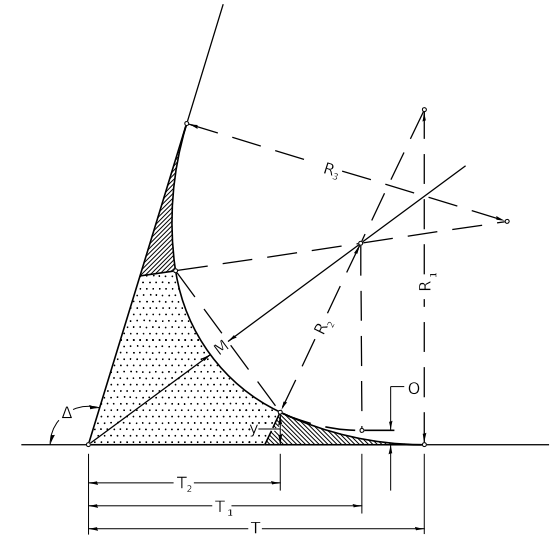


SYMMETRICAL CURVES

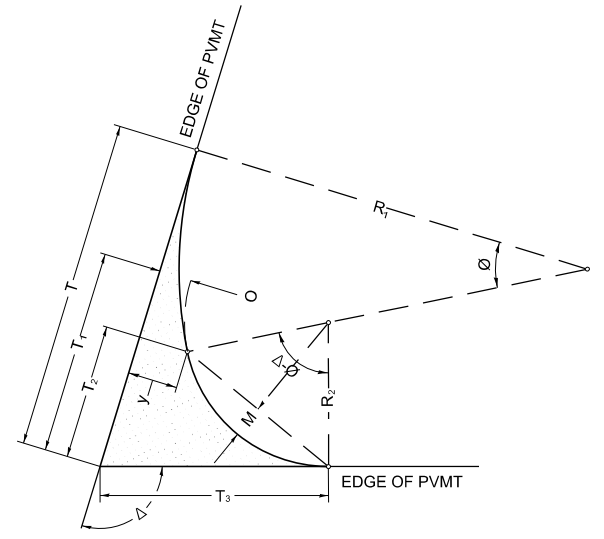


FIELD LAYOUT METHOD



FOR SYMMETRICAL CURVES

CURVE #							
R ₁							
R ₂							
R ₃							
O							
Δ							
T							
T ₁							
T ₂							
T'							
y							
$\frac{4y}{9}$							
$\frac{y}{9}$							
M							
$\frac{15M}{16}$							
$\frac{3M}{4}$							
$\frac{7M}{16}$							
C							

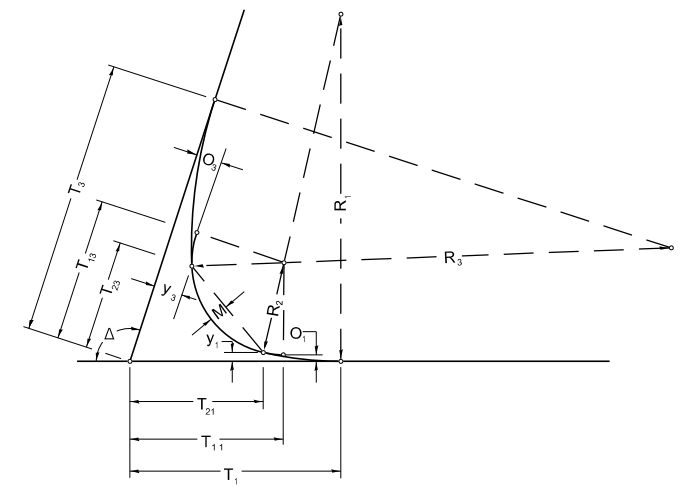


TWO CENTER CURVES

CURVE #							
R ₁							
R ₂							
O							
Δ							
T							
T ₁							
T ₂							
T ₃							
y							
$\frac{4y}{9}$							
$\frac{y}{9}$							
M							
$\frac{15M}{16}$							
$\frac{3M}{4}$							
$\frac{7M}{16}$							
C							

TWO AND THREE CENTER CURVE DATA

ASYMMETRICAL CURVES



FOR ASYMMETRICAL CURVES

CURVE #							
R ₁							
R ₂							
R ₃							
O ₁							
O ₂							
Δ							
T							
T ₁₁							
T ₂₁							
T ₁							
y ₁							
$\frac{4y_1}{9}$							
$\frac{y_1}{9}$							
T ₁₃							
T ₂₃							
T ₃							
y ₃							
$\frac{4y_3}{9}$							
$\frac{y_3}{9}$							
M							
$\frac{15M}{16}$							
$\frac{3M}{4}$							
$\frac{7M}{16}$							
C							

ASYMMETRICAL THREE CENTER CURVES

420-5

MODEL det 3 details
FILE Name: p:\illinois\paw.bentley.com\PI\DOT\Documents\DOT Offices\Ohrdr: 3\Projects\Caray Details\03 Detail Revisions 2023\00-199 SURF CSE PAVT REHAB & SHLD.GRN

USER NAME = Anthony.Grunstad	DESIGNED -	REVISED -
PLOT SCALE = 100,000 ' / in.	DRAWN -	REVISED -
PLOT DATE = 9/27/23	CHECKED -	REVISED -
	DATE -	REVISED -

STATE OF ILLINOIS
DEPARTMENT OF TRANSPORTATION

SCALE:	SHEET	OF	SHEETS	STA.	TO	STA.
--------	-------	----	--------	------	----	------

F.A. RTE.	SECTION	COUNTY	TOTAL SHEETS	SHEET NO.
CONTRACT NO.				
ILLINOIS FED. AID PROJECT				