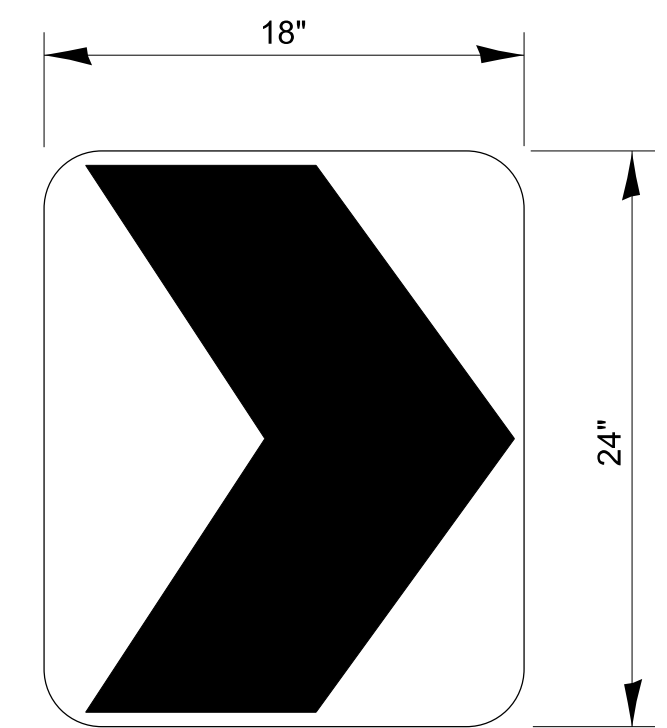
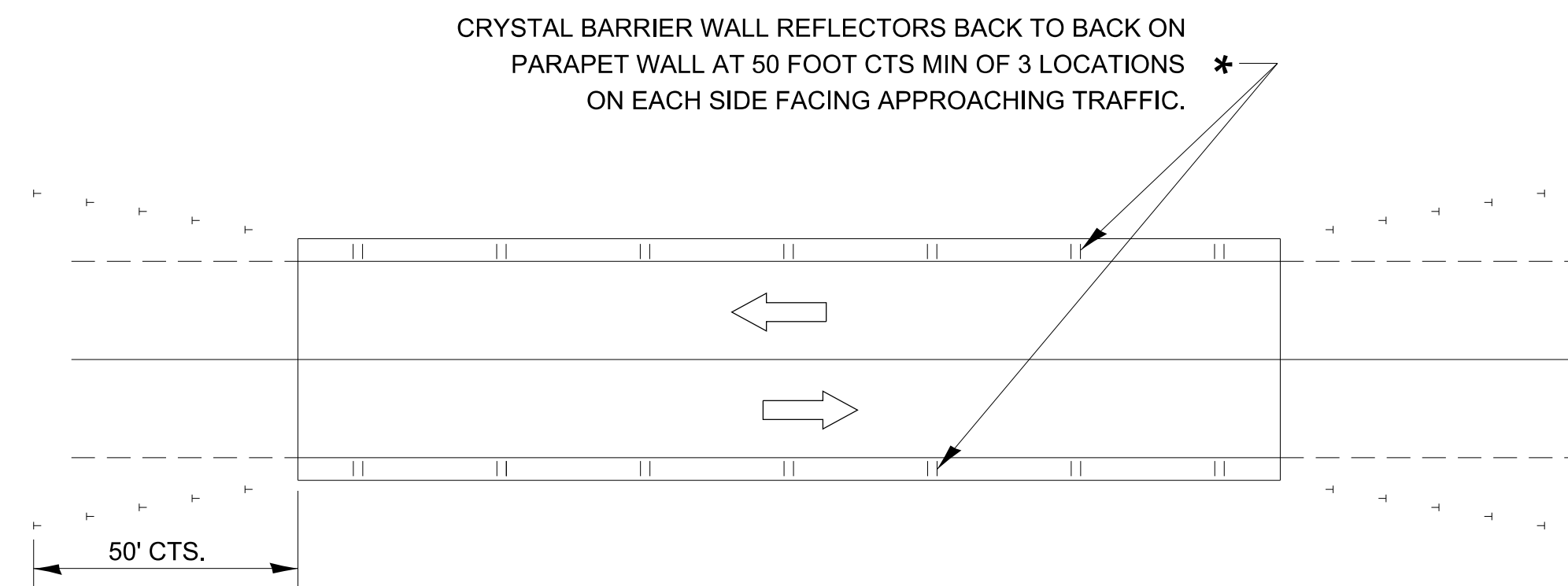
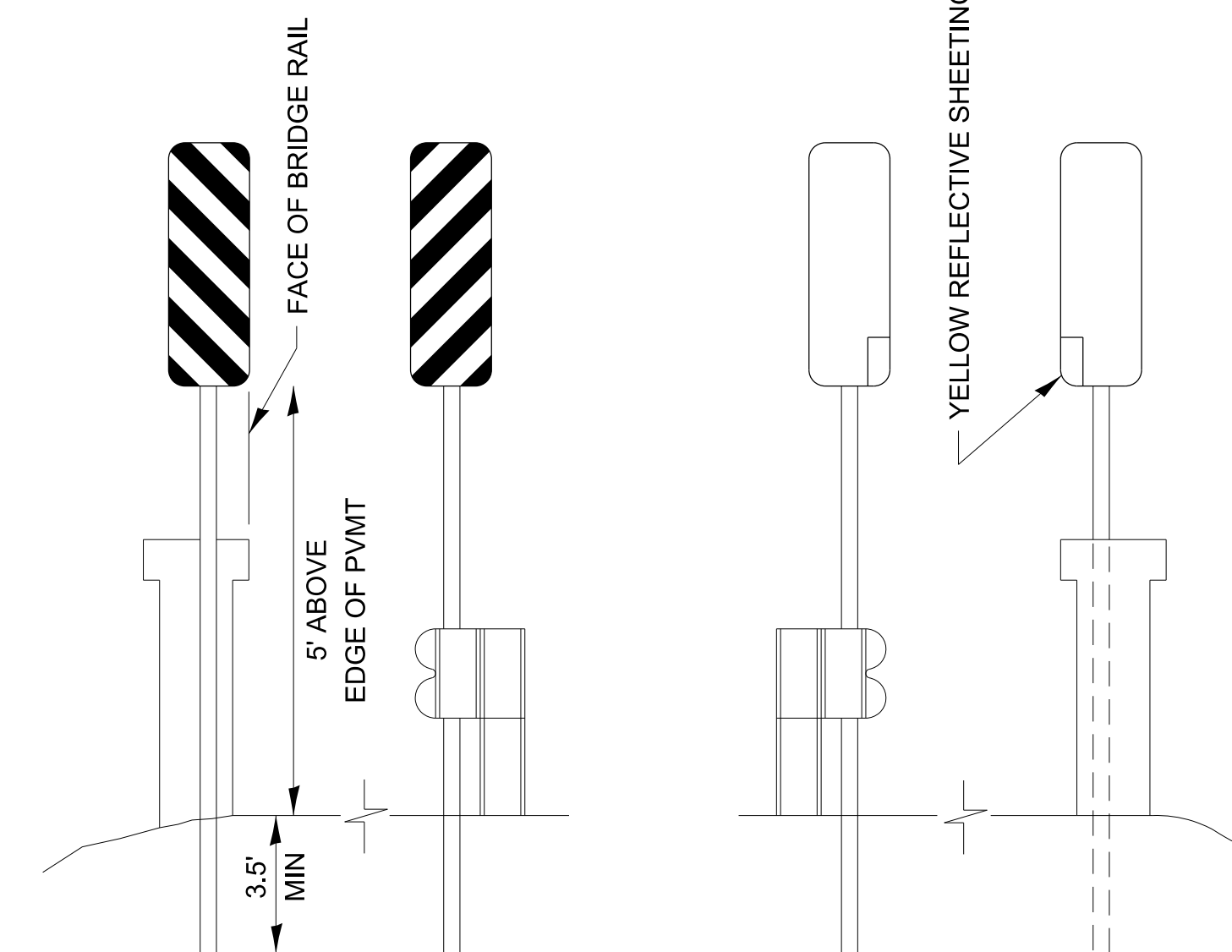


MODEL: dlet 3 12x116
 FILE NAME: p:\illinois\paw.bentley.com\PI\DOT\Documents\DOT Offices\District 3\Projects\3-Darcy Details\03 Detail Revisions 2023\700-799 WORK_ZONE - SIGNING - PAVEMENT MARKING.dgn

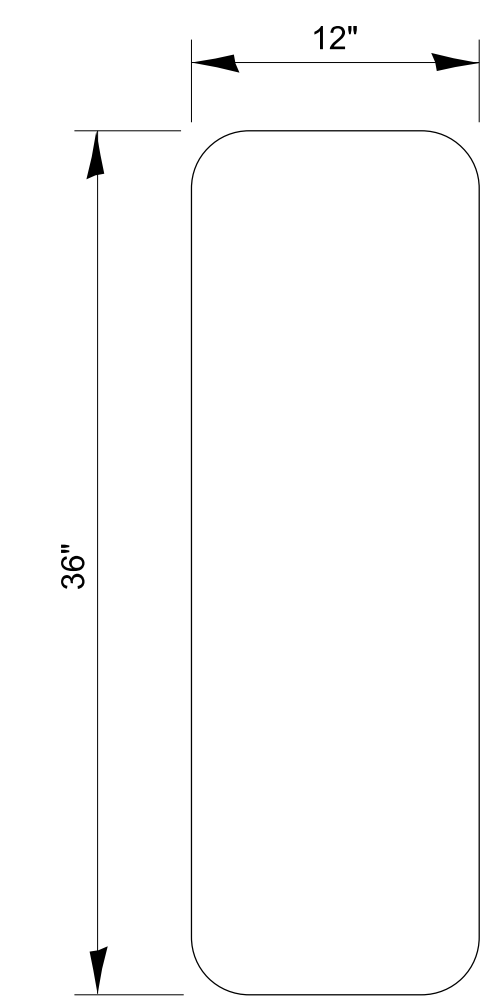


TYPICAL CHEVRON
W1-8



FRONT VIEW

BACK VIEW



TYPICAL SIGN

NOTES

- STRIPES ON THE FACE OF THE SIGN SHALL SLOPE TOWARDS THE EDGE OF PAVEMENT ON BOTH SIDES OF THE ROADWAY.
- WHEN THE GUARDRAIL IS PRESENT THE DISTANCE FROM THE EDGE OF THE SIGN SHALL BE POSITIONED WITH THE FACE OF THE GUARDRAIL, AS SHOWN.
- ALL MOUNTING HARDWEAR SHALL BE ALUMINUM, STAINLESS STEEL, OR ZINC OR CADMIUM PLATED STEEL AND SHALL BE INCLUDED IN THE COST OF THE INSALLATION. SEE STANDARD 729001 FOR DETAIL OF MOUNTING SIGN TO POST.
- PLACEMENT OF CHEVRON ALIGNMENT SIGNS ALONG THE 25 TO 1 TAPER WILL CONFORM TO THE DEPARTMENT OF TRANSPORTATION'S STANDARDS MANUAL UNDER THE SECTION FOR GUARDRAIL PLACEMENT.
- ALL LEFT SIDE MARKERS SHALL BE OMITTED FOR FOUR-LANE, TWO-WAY BRIDGE APPLICATIONS.
- * REFER TO THE BUREAU OF TRAFFIC'S SPECIFICATIONS.

CHEVRON ALIGNMENT SIGN

**SIGN LAY OUT FOR NARROW BRIDGES ON TWO-WAY ROADWAYS
(WHERE THE BRIDGE IS LESS THAN 24" WIDER THAN THE ROADWAY SURFACE.)**

720-5

USER NAME = anthony.grunstad	DESIGNED -	REVISED -
	DRAWN -	REVISED -
PLOT SCALE = 50.000 ' / in.	CHECKED -	REVISED -
PLOT DATE = 10/6/23	DATE -	REVISED -

**STATE OF ILLINOIS
DEPARTMENT OF TRANSPORTATION**

SCALE:	SHEET	OF	SHEETS	STA.	TO	STA.
--------	-------	----	--------	------	----	------

F.A. RTE.	SECTION	COUNTY	TOTAL SHEETS	SHEET NO.
CONTRACT NO.				
ILLINOIS FED. AID PROJECT				