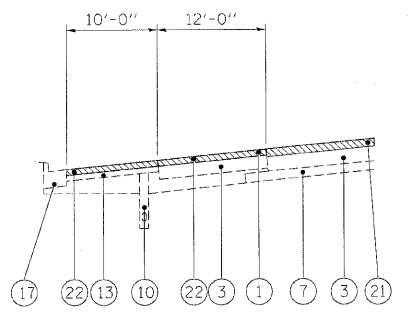


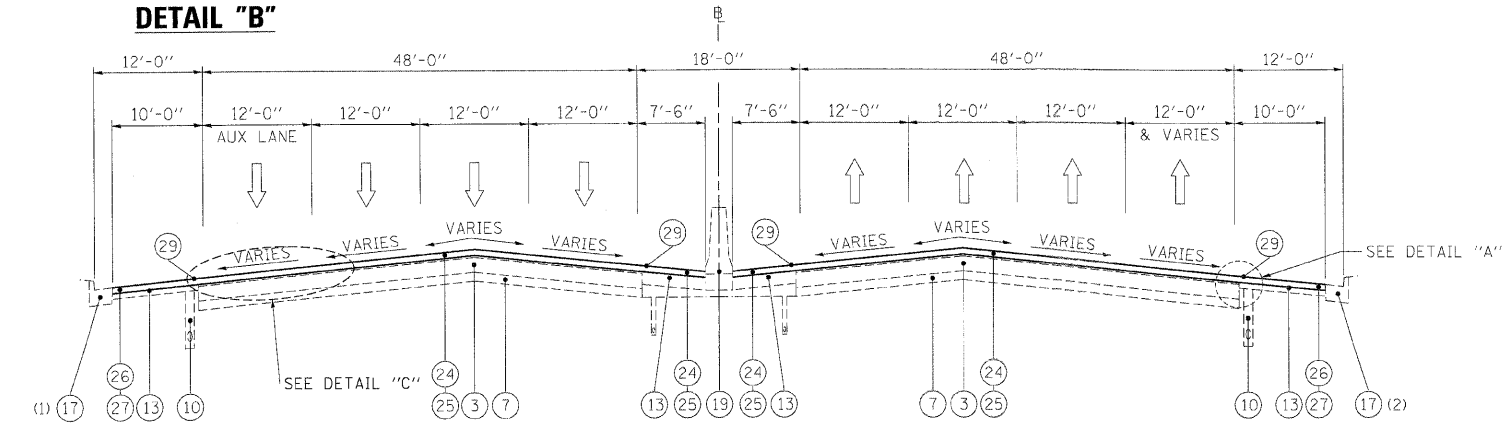
EXISTING TYPICAL SECTION
 STA 577+00 TO STA 601+15

(1) CONCRETE CURB: STA 594+68 TO STA 598+90
 CONCRETE BARRIER WALL: STA 577+00 TO STA 594+68

(2) CONCRETE CURB: STA 598+05 TO STA 601+15
 CONCRETE BARRIER WALL: STA 593+40 TO STA 598+05
 EXISTING GROUND: STA 591+45 TO STA 593+40



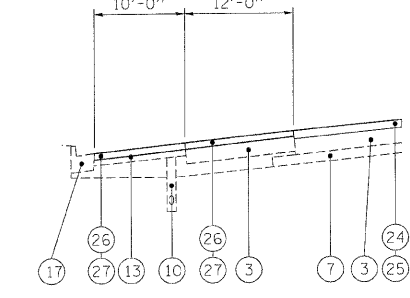
DETAIL "B"



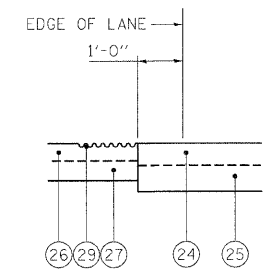
PROPOSED TYPICAL SECTION
 STA 577+00 TO STA 601+15

(1) CONCRETE CURB: STA 594+68 TO STA 598+90
 CONCRETE BARRIER WALL: STA 577+00 TO STA 594+68

(2) CONCRETE CURB: STA 598+05 TO STA 601+15
 CONCRETE BARRIER WALL: STA 593+40 TO STA 598+05
 EXISTING GROUND: STA 591+45 TO STA 593+40



DETAIL "C"



DETAIL "A"

LEGEND

- ① EXISTING HMA OVERLAY, VARIES*
- ② EXISTING C.R.C. PAVEMENT, 12"
- ③ EXISTING P.C.C. PAVEMENT, 10"
- ④ EXISTING C.R.C. PAVEMENT, 9"
- ⑤ EXISTING C.R.C. PAVEMENT
- ⑥ EXISTING P.C.C. BASE COURSE
- ⑦ EXISTING STABILIZED SUB-BASE, 4"
- ⑧ EXISTING SUB-BASE GRANULAR MATERIAL, TYPE A
- ⑨ EXISTING PGE WRAPPED IN FABRIC (VARIOUS LOCATIONS)
- ⑩ EXISTING PIPE UNDERDRAIN
- ⑪ EXISTING P.C.C. SHOULDER
- ⑫ EXISTING STABILIZED MEDIAN SURFACE
- ⑬ EXISTING BITUMINOUS SHOULDER
- ⑭ EXISTING AGGREGATE SHOULDER
- ⑮ EXISTING AGGREGATE SHOULDER, TYPE B
- ⑯ EXISTING COMB. CONC. CURB & GUTTER, TYPE M-2.12
- ⑰ EXISTING COMB. CONC. CURB & GUTTER, TYPE M-6.24
- ⑱ EXISTING COMB. CONC. CURB & GUTTER, TYPE B-6.24
- ⑲ EXISTING P.C.C. BARRIER WALL
- ⑳ EXISTING STEEL PLATE BEAM GUARDRAIL
- ㉑ HOT-MIX ASPHALT SURFACE REMOVAL 4"
- ㉒ HOT-MIX ASPHALT SURFACE REMOVAL 3 3/4"
- ㉓ HOT-MIX ASPHALT SURFACE REMOVAL 3/4"
- ㉔ POLYMERIZED HOT-MIX ASPHALT SURFACE COURSE, STONE MATRIX ASPHALT, N80, 2"
- ㉕ POLYMERIZED HOT-MIX ASPHALT BINDER COURSE, STONE MATRIX ASPHALT, N80, 2"
- ㉖ HOT-MIX ASPHALT SURFACE COURSE, MIX "D", N70, 1 1/2"
- ㉗ HOT-MIX ASPHALT BINDER COURSE, IL-19.0, N70, 2 1/4"
- ㉘ NOT USED
- ㉙ PROPOSED SHOULDER RUMBLE STRIP (STD. 642001-01)
- ㉚ HOT-MIX ASPHALT SHOULDER REMOVAL AND REPLACEMENT (SPECIAL)

NOTES

1. THE CONTRACTOR SHALL MAINTAIN THE EXISTING CROSS SLOPES.
2. THE EXISTING HMA IN THE FLAG OF THE CURB AND GUTTER SHALL BE REMOVED AND REPLACED AT NO ADDITIONAL COST. THESE COSTS SHALL BE INCLUDED IN THE UNIT PRICES FOR THE VARIOUS MILLING AND RESURFACING OPERATIONS MEASURED TO THE EDGE OF THE SHOULDER.
3. THE COST OF HAND REMOVAL OF HMA SURFACE AROUND CASTINGS SHALL BE INCLUDED IN THE COST OF HMA SURFACE REMOVAL OF THE THICKNESS SPECIFIED.
4. THE CONTRACTOR SHALL PATCH FIRST BEFORE MILLING.

FILE NAME =	DESIGNED - AJP	REVISED -
...nprpln_ABD_C2_355_ml_typ_15.dgn	DRAWN - TMB	REVISED -
USER NAME = jmajewski	CHECKED - JMM	REVISED -
PLOT DATE = 11/13/2009	DATE - 10/16/09	REVISED -

benesch

**STATE OF ILLINOIS
 DEPARTMENT OF TRANSPORTATION**

TYPICAL SECTIONS I-290 MAINLINE		
SCALE: N.T.S.	SHEET NO. 9 OF 19 SHEETS	STA. TO STA.

F.A.I. RTE.	SECTION	COUNTY	TOTAL SHEETS	SHEET NO.
290	(3031.1, ETC., 3838IRS-5)	COOK	298	14
CONTRACT NO. 60G52				
FED. ROAD DIST. NO. ILLINOIS FED. AID PROJECT				