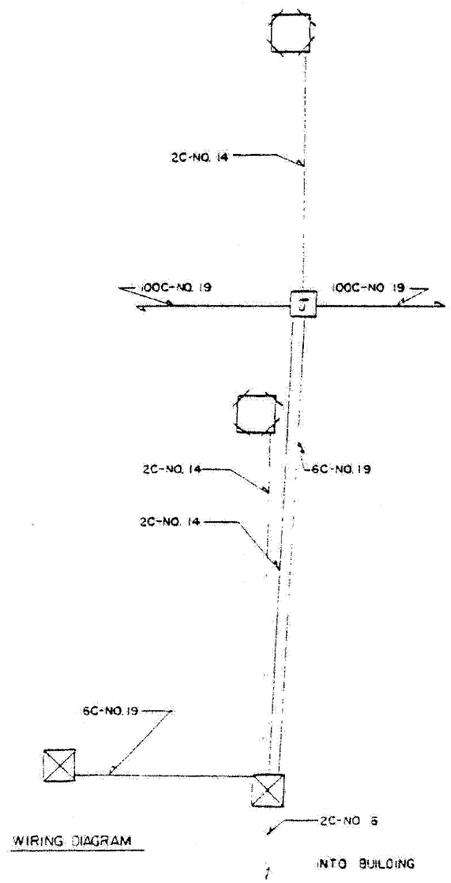

WIRING DIAGRAM

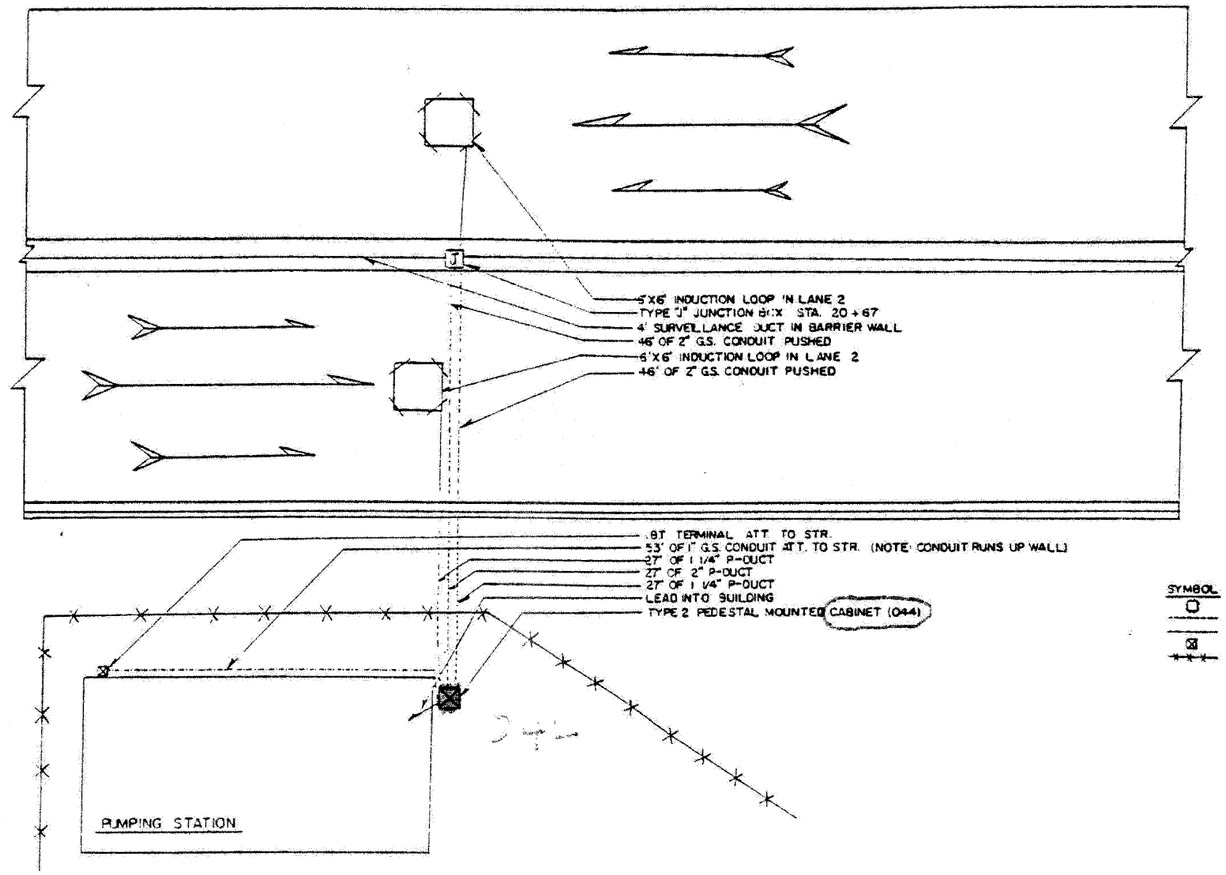

PLAN

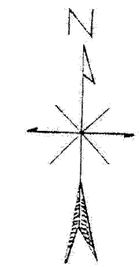

SYMBOL	LEGEND
	INDUCTION LOOP
	POLYETHYLENE DUCT
	GALVANIZED STEEL CONDUIT
	CABINET
	FENCE

NOTE:

IDOT RECORD PLANS PROVIDED FOR INFORMATIONAL PURPOSES ONLY. THE CONTRACTOR IS RESPONSIBLE FOR VERIFYING THE LOCATION AND EXTENT OF WORK ASSOCIATED WITH REPLACEMENT OF INDUCTION LOOPS, LEAD-IN CABLE AND RELATED WORK.

SUMMARY OF QUANTITIES (THIS SHEET)		
DESCRIPTION	UNIT	QUANTITY
ELECTRIC CABLE IN CONDUIT, LEAD-IN, NO. 18 4/C, TWISTED, SHIELDED	LF	122
INDUCTION LOOP	LF	76

FILE NAME =	DESIGNED - GHT	REVISED -	benesch	STATE OF ILLINOIS DEPARTMENT OF TRANSPORTATION	TRAFFIC SURVEILLANCE DES PLAINES RIVER INSTALLATION	F.A.I. RTE.	SECTION	COUNTY	TOTAL SHEETS	SHEET NO.
...\signals\prpln_ABC_02_ts_06.dgn	DRAWN - TMB	REVISED -				290	(3031.1, ETC., 3838)RS-5	COOK	298	257
USER NAME = tblank	CHECKED - MPM	REVISED -						CONTRACT NO. 60G52		
PLOT DATE = 11/12/2009	DATE - 10/16/09	REVISED -			SCALE: N.T.S. SHEET NO. 6 OF 16 SHEETS STA. TO STA.	FED. ROAD DIST. NO.	ILLINOIS	FED. AID PROJECT		