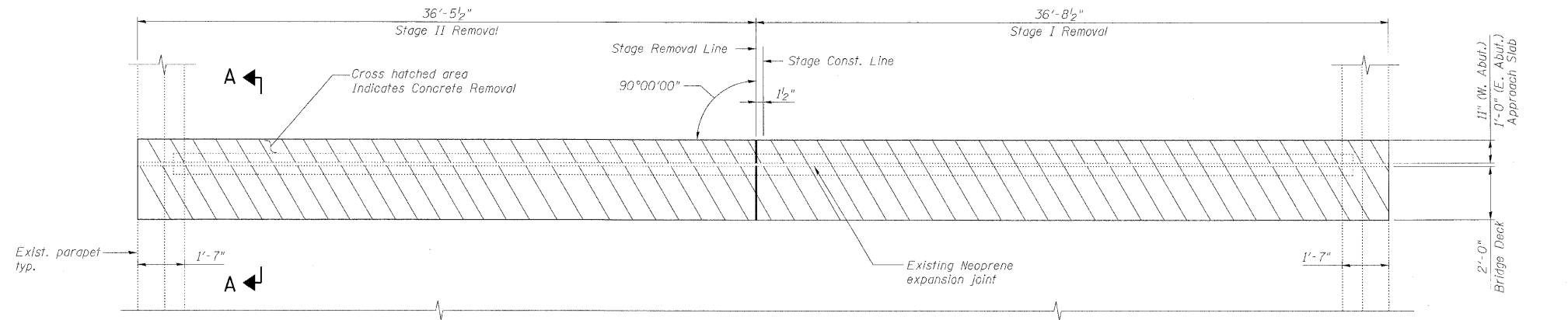


STATE OF ILLINOIS
DEPARTMENT OF TRANSPORTATION

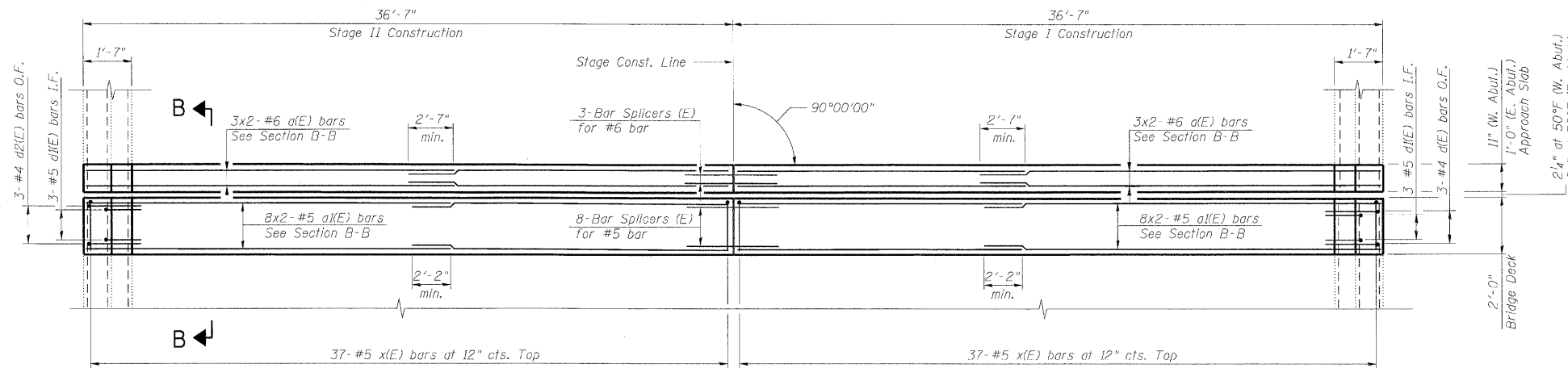


BILL OF MATERIAL

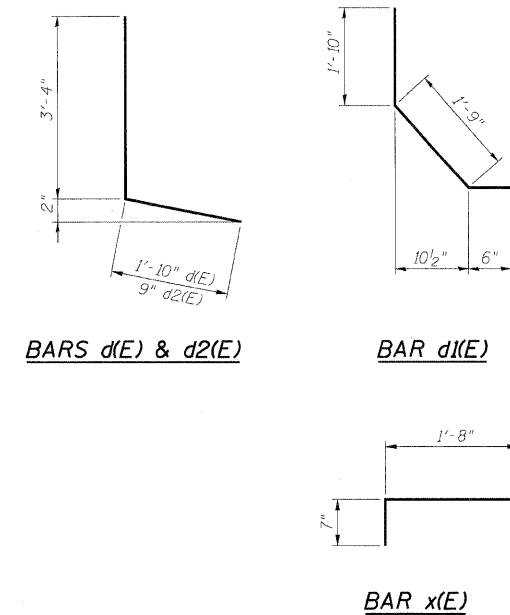
Bar	No.	Size	Length	Shape
a(E)	24	#6	19'-6"	—
a(E)	64	#5	19'-3"	—
d(E)	6	#4	5'-2"	└┘
d(E)	12	#5	4'-1"	└┘
d2(E)	6	#4	4'-1"	└┘
x(E)	148	#5	2'-3"	└┘
<hr/>				
Item	Unit	Total		
Concrete Removal	Cu. Yd.	23.5		
Concrete Superstructure	Cu. Yd.	23.5		
Reinforcement Bars, Epoxy Coated	Pound	2,430		



EXISTING PARTIAL PLAN AT EAST ABUTMENT
(Opposite Hand for West Abutment)



PROPOSED PARTIAL PLAN AT EAST ABUTMENT
(Opposite Hand for West Abutment)



Notes:

1. Bars indicated thus 8x2-#5 etc. indicates 8 lines of bars with 2 lengths per line.
2. I.F. denotes Inside Face.
O.F. denotes Outside Face.
3. Work this sheet with Expansion Joint Details sheet and Bar Splicer Assembly Details sheet.

DESIGNED -	MFB
CHECKED -	KWS
DRAWN -	VH
CHECKED -	KWS

benesch

alfred benesch & company
Engineers • Surveyors • Planners
205 North Michigan Avenue, Suite 2400
Chicago, Illinois 60601
312-565-0450 Job No. 10050

SHEET NO. 5 8 SHEETS	F.A.I. RTE.	SECTION	COUNTY	TOTAL SHEETS	SHEET NO.
	290	(2828 B,D, ETC., 3031.1)RS-6	COOK	185	129
FED. ROAD DIST. NO.			ILLINOIS	FED. AID PROJECT	
CONTRACT NO. 60G53					

EXPANSION JOINT REPAIRS
STRUCTURE NO. 016-0094