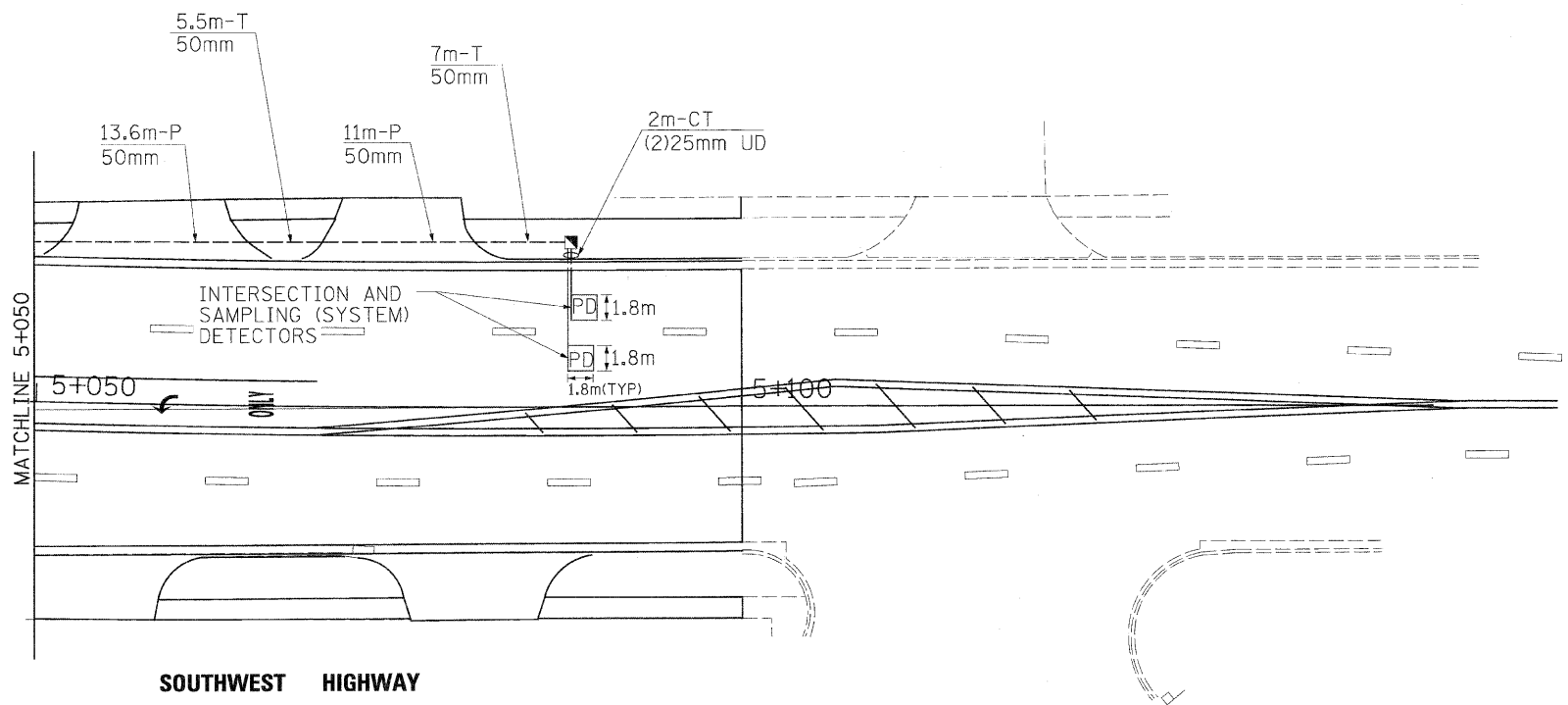
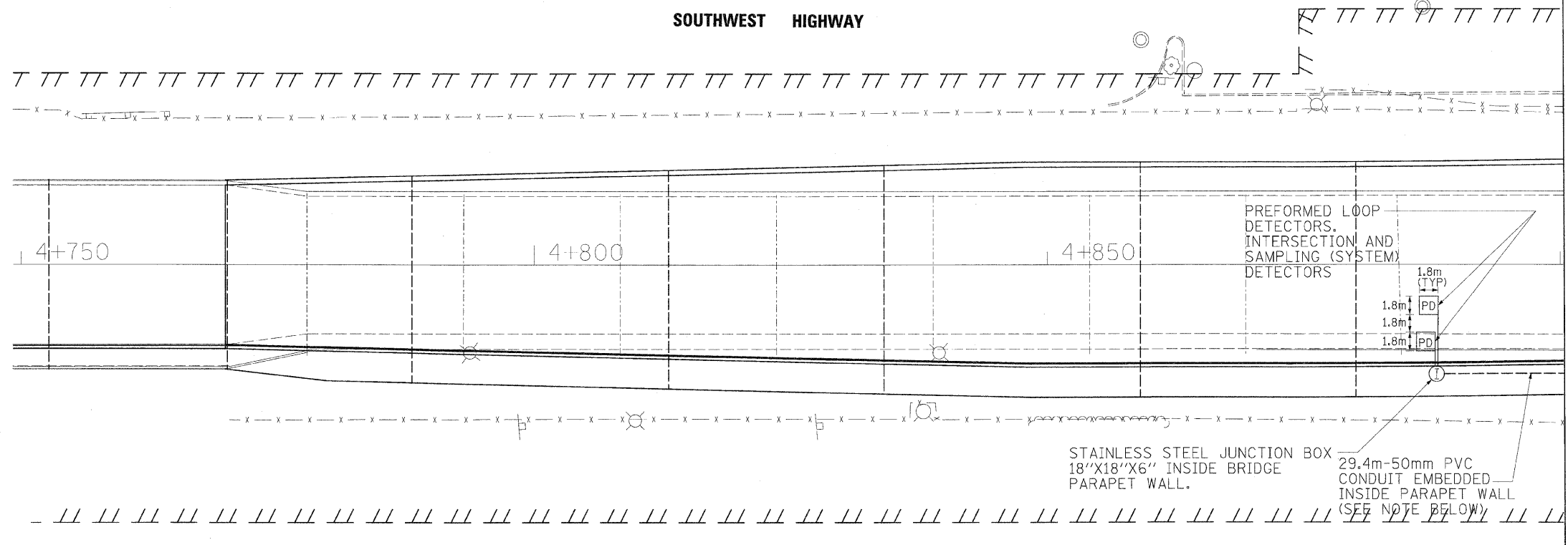


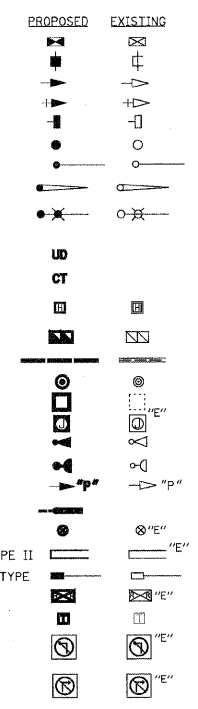
F.A. RTE.	SECTION	COUNTY	TOTAL SHEETS	SHEET NO.
3578	15VB-1-R-1	COOK	243	64
STA.		TO STA.		
FED. ROAD DIST. NO.	ILLINOIS	FED. AID PROJECT		

CONTRACT #62388



NOTE:
CONDUIT ATTACHED TO STRUCTURE WILL BE PROVIDED FOR FUTURE INTERCONNECT UNDERNEATH THE PROPOSED BRIDGE STRUCTURE. FOR MORE INFORMATION ON LOCATION SIZE AND TYPE, PLEASE SEE THE STRUCTURAL PLAN.

- TRAFFIC SIGNAL LEGEND**
- CONTROLLER
 - SERVICE INSTALLATION
 - SIGNAL HEAD
 - SIGNAL HEAD WITH BACKPLATE
 - SIGNAL HEAD, PEDESTRIAN
 - SIGNAL POST
 - MAST ARM ASSEMBLY AND POLE, STEEL
 - MAST ARM ASSEMBLY AND POLE, ALUMINUM
 - COMBINATION MAST ARM ASSEMBLY AND POLE, STEEL WITH LUMINAIRE
 - UNIT DUCT
 - COMMON TRENCH
 - HANDHOLE
 - HEAVY DUTY HANDHOLE
 - DOUBLE HANDHOLE
 - G.S. CONDUIT IN TRENCH (T) OR PUSHED (P)
 - PEDESTRIAN PUSHBUTTON DETECTOR
 - DETECTOR LOOP
 - CAST IRON JUNCTION BOX
 - EMERGENCY VEHICLE LIGHT DETECTOR
 - CONFIRMATION BEACON
 - SIGNAL HEAD OPTICALLY PROGRAMMED
 - CONDUIT SPLICE
 - WOOD POLE
 - RACEWAY FOR MAGNETIC DETECTOR, TYPE I OR TYPE II
 - VEHICLE DETECTOR, NON COMPENSATED MAGNETIC TYPE
 - RAILROAD CONTROL CABINET
 - TELEPHONE CONNECTION
 - ILLUMINATED SIGN "NO LEFT TURN"
 - ILLUMINATED SIGN "NO RIGHT TURN"



REVISION	
DATE	DESCRIPTION

ILLINOIS DEPARTMENT OF TRANSPORTATION
VILLAGE OF CHICAGO RIDGE
TRAFFIC SIGNAL INSTALLATION PLAN
SOUTHWEST HWY/RIDGELAND AVE.

SCALE: 250 m
DATE: 06-17-2009
DRAWN: BL
DESIGNED BY: ERR
CHECKED: RB

INFRASTRUCTURE ENGINEERING | INCORPORATED
33 West Monroe | Suite 1540 | Chicago, IL 60603
P 312.425.9560 | F 312.425.9564 | www.infrastructure-eng.com

P:\P-04\1605\Design\sgm\sheet12-1605_S-Instal\station_Plan-02.dgn
 6/15/2009 5:15:40 PM 6:58:40 PM