

















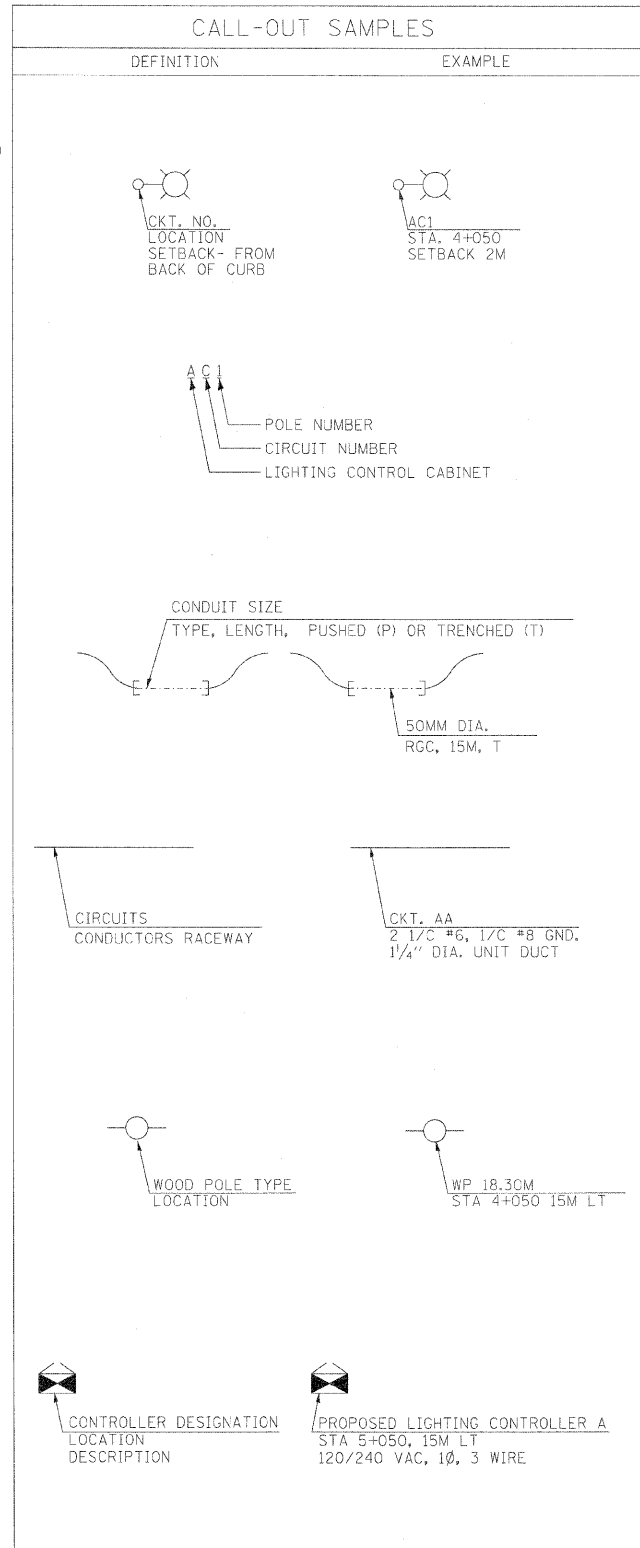


LEGEND

-  PROPOSED COMBINATION LIGHTING UNIT
13.72M M.H., 4.5M M.A., 400W, 240V HPS LUMINAIRE
-  PROPOSED LIGHTING UNIT (BRIDGE MOUNTED)
14.5M M.H., 2.5M M.A., 400W, 240V HPS LUMINAIRE
-  PROPOSED LIGHTING UNIT (T-BASE, GROUND MOUNTED)
15.2M M.H., 4.5M M.A., 400W, 240V HPS LUMINAIRE
-  PROPOSED LIGHTING UNIT (WALL MOUNTED)
14.5M M.H., 4.5M M.A., 400W, 240V HPS LUMINAIRE
-  EXISTING LIGHTING UNIT TO REMAIN
400W, 240V HPS LUMINAIRE
-  EXISTING COMBINATION UNIT TO BE REMOVED
400W, 240V HPS LUMINAIRE
-  EXISTING LIGHTING UNIT TO BE REMOVED
400W, 240V HPS LUMINAIRE
-  TEMPORARY LIGHTING UNIT,
15.2M M.H., 4.5M M.A., 400W, 240V HPS LUMINAIRE
MOUNTED ON WOOD POLE, SIZE AS NOTED
-  RIGID GALVANIZED STEEL CONDUIT (RGC)
PUSHED (P), OR TRENCHED (T)
SIZE AS INDICATED
-  UNIT DUCT, AS SPECIFIED IN PLANS
-  EXISTING UNDERGROUND WIRING TO REMAIN
UNLESS OTHERWISE NOTED
-  EXISTING UNIT DUCT TO BE ABANDONED
-  AERIAL CABLE WITH MESSENGER WIRE
-  PROPOSED LIGHTING CONTROLLER
-  EXISTING VILLAGE OF CHICAGO RIDGE
LIGHTING CONTROLLER TO BE REMOVED
-  PROPOSED WOOD POLE, 18.30M
-  ELECTRIC UTILITY POLE
-  ELECTRIC GROUND ROD



ABBREVIATIONS

SYMBOL	DESCRIPTION
AC	ALTERNATING CURRENT
A/C	AERIAL CABLE
AFG	ABOVE FINISHED GRADE
CB	CIRCUIT BREAKER
CKT	CIRCUIT
CM	CENTIMETER
CNC	COILABLE NONMETALLIC CONDUIT
CT	CURRENT TRANSFORMER
CP	CONTROL PANEL
DA	DAVIT ARM
DC	DIRECT CURRENT
DIA	DIAMETER
DP	DISTRIBUTION PANEL
E	EXISTING UNIT TO REMAIN
ECA	ELECTRIC CABLE ASSEMBLY
EM	EXISTING UNIT TO BE MODIFIED (e.g. NEW LUMINAIRE, BALLAST OR MAST ARM)
ER	EXISTING RELOCATED UNIT
ET	EXISTING TEMPORARY UNIT TO REMAIN
ETR	EXISTING TEMPORARY RELOCATED UNIT
FT	FEET OR FOOT
FND BW	FOUNDATION BARRIER WALL
FND BW OS	FOUNDATION BARRIER WALL OFFSET
FND CON	FOUNDATION CONCRETE
FND CON OS	FOUNDATION CONCRETE OFFSET
FND MET	FOUNDATION METAL
FND PW	FOUNDATION PARAPET WALL
FU	FUSE
GND	GROUND
HID	HIGH INTENSITY DISCHARGE
JB	JUNCTION BOX
KVA	KILOVOLT-AMPERE
KW	KILOWATTS
M	METER
MA	MAST ARM
mm	MILLIMETER
MH	MOUNTING HEIGHT
NO. #	NUMBER
P	PROPOSED
PB	PUSH BUTTON
PNL	PANEL
PVCC RGC	PVC COATED RIGID GALVANIZED CONDUIT
PT	POTENTIAL TRANSFORMER
R	EXISTING UNIT TO BE REMOVED (OWNER SALVAGED U.N.O.)
RR	EXISTING UNIT TO BE REMOVED AND REINSTALLED
RECP	RECEPTACLE
RGC	RIGID GALVANIZED CONDUIT
SEL SW	SELECTOR SWITCH
SPARE	SPARE
SPACE	SPACE
SS	STAINLESS STEEL
STA	STATION
T	TEMPORARY LIGHTING UNIT
TB	TRANSFORMER BASE
TMP	TEMPORARY
TR	TEMPORARY UNIT TO BE REMOVED, SALVAGE EQUIPMENT AS SPECIFIED
TRR	TEMPORARY UNIT TO BE REMOVED AND RELOCATED
TUR	TEMPORARY UNIT ON UTILITY POLE TO BE REMOVED
UD	UNIT DUCT
U.N.O.	UNLESS NOTED OTHERWISE
WP	WOOD POLE
XFMR	TRANSFORMER

GENERAL NOTES:

1. THE CONTRACTOR SHALL VERIFY ALL OF THE INFORMATION SHOWN ON THE CONTRACT DRAWINGS, WHICH WOULD AFFECT THE WORK UNDER THIS CONTRACT.
2. IT IS THE RESPONSIBILITY OF THE CONTRACTOR TO ASCERTAIN EXISTING FIELD CONDITIONS BEFORE BIDDING ON THIS PROJECT, SPECIFICALLY AS THEY RELATE TO LUMP SUM ITEMS AND UNIT PRICE ITEMS.
3. ALL NEW CONDUIT, UNIT DUCTS, DIRECT BURIAL CABLE, AND APPURTENANCES ARE INDICATED DIAGMATICALLY ON THE DRAWINGS. THE ACTUAL LOCATIONS IN THE FIELD SHALL MEET WITH APPROVAL OF THE ENGINEER.
4. THE ELECTRICAL WORK SHALL BE PERFORMED IN ACCORDANCE WITH THE IDOT STANDARD SPECIFICATIONS FOR ROAD AND BRIDGE CONSTRUCTION AND ASSOCIATED SUPPLEMENTAL CONDITIONS.
5. THE SCALE SHOWN ON PLAN DRAWINGS APPLIES ONLY TO THE FULL SIZE PLANS AND NOT TO REDUCED SIZE PLANS.
6. THE CONTRACTOR SHALL FURNISH AND INSTALL LUMINAIRE LAMPS IN ACCORDANCE WITH THE SUPPLIER'S RECOMMENDATIONS AND IN ACCORDANCE WITH THE SPECIFICATIONS. THE COST OF THIS WORK AND MATERIAL SHALL BE INCLUDED IN THE APPLICABLE LUMINAIRE PAY ITEM. SEPARATE PAYMENT WILL NOT BE MADE.
7. ALL LUMINAIRES SHALL BE ORIENTED WITH THE OPTICS PERPENDICULAR TO THE ROADWAY UNLESS OTHERWISE INDICATED OR DIRECTED BY THE ENGINEER. THIS WORK SHALL BE CONSIDERED INCLUDED IN THE APPLICABLE LUMINAIRE PAY ITEMS. SEPARATE PAYMENT WILL NOT BE MADE.
8. FOR THE EXISTING LIGHT POLE AND FOUNDATIONS THAT ARE TO BE REMOVED, THE ASSOCIATED UNDERGROUND CONDUITS AND CABLE SHALL BE SEPARATED FROM RESPECTIVE FOUNDATIONS AT 760 MM (2.5 FEET) BELOW GRADE AND SHALL BE ABANDONED.
9. ALL LIGHTING EQUIPMENT REMOVED AS PART OF THIS CONTRACT SHALL REMAIN THE PROPERTY OF THE VILLAGE OF CHICAGO RIDGE AND SHALL BE DELIVERED TO THE VILLAGE PUBLIC WORKS YARD LOCATED AT 10046 ANDERSON AVE, CHICAGO RIDGE, ILLINOIS 60415.
10. CONDUITS AND UNIT DUCTS SHALL BE INSTALLED AT A MINIMUM 760 MM (30 INCHES) DEPTH BELOW GRADE AND POSITIONED IN THE FIELD TO AVOID CONFLICT WITH ROADWAY UNDER DRAINS AND OTHER EXISTING AND PROPOSED UTILITIES. THE CONTRACTOR SHALL INCREASE DEPTH OF UNIT DUCT AND CONDUIT AS REQUIRED AT NO ADDITIONAL COST TO THE STATE/VILLAGE. THE CONTRACTOR SHALL COORDINATE RACEWAY DEPTH WITH THE ELECTRICAL DETAILS AND THE ENGINEER.
11. WHERE MULTIPLE CONDUITS ADJACENT TO EACH OTHER ARE INSTALLED IN A COMMON TRENCH, TRENCH AND BACKFILL WILL NOT BE PAID FOR EACH CONDUIT, BUT WILL BE PAID FOR THE LENGTH OF THE COMMON TRENCH ONLY.
12. WHERE THE CONTRACTOR'S EXCAVATION MEETS AN OBSTRUCTION, THE CONTRACTOR SHALL NOTIFY THE ENGINEER FOR DIRECTION IN WRITING PRIOR TO EXCAVATION. THE CONTRACTOR SHALL RESTORE ANY DAMAGE TO EXISTING SYSTEMS OR UTILITIES AND REMOVE EXISTING OBSTRUCTIONS AND FOUNDATIONS TO THE SATISFACTION OF THE ENGINEER. THIS WORK SHALL BE CONSIDERED INCIDENTAL TO THE APPROPRIATE PAY ITEM.
13. WHEREVER THE TEMPORARY AERIAL CABLE IS REQUIRED TO CROSS AN EXISTING AND/OR PROPOSED ROADWAY, THE CONTRACTOR SHALL MAINTAIN A MINIMUM OF 6 METER (20 FEET) OF VERTICAL CLEARANCE OVER THE ROADWAY AT ALL TIMES.
14. THE CONTRACTOR MUST VERIFY IN THE FIELD ALL EXISTING LIGHT POLE CIRCUITS AND WIRING PRIOR TO ANY LIGHTING WORK BEING PERFORMED. THE CONTRACTOR SHALL DISCONNECT THE WIRING OF THE LIGHT POLES TO BE REMOVED AT THE EXISTING LIGHTING CONTROLLER BEFORE ANY LIGHTING EQUIPMENT REMOVAL CAN TAKE PLACE. THE CONTRACTOR SHALL CONTACT THE VILLAGE OF CHICAGO RIDGE PUBLIC WORKS DEPARTMENT AT (708) 425-8766 FOR ACCESS TO THE EXISTING LIGHTING CONTROLLER CABINET.



REVISIONS	
NAME	DATE

ILLINOIS DEPARTMENT OF TRANSPORTATION
FAU 3578 (SOUTHWEST HIGHWAY)
OVER B&O RAILROAD AND STONY CREEK

LEGENDS AND NOTES

SCALE: NONE
DATE: JUNE 17, 2009
DRAWN BY: RDP/KGP
CHECKED BY: PKG/MAE