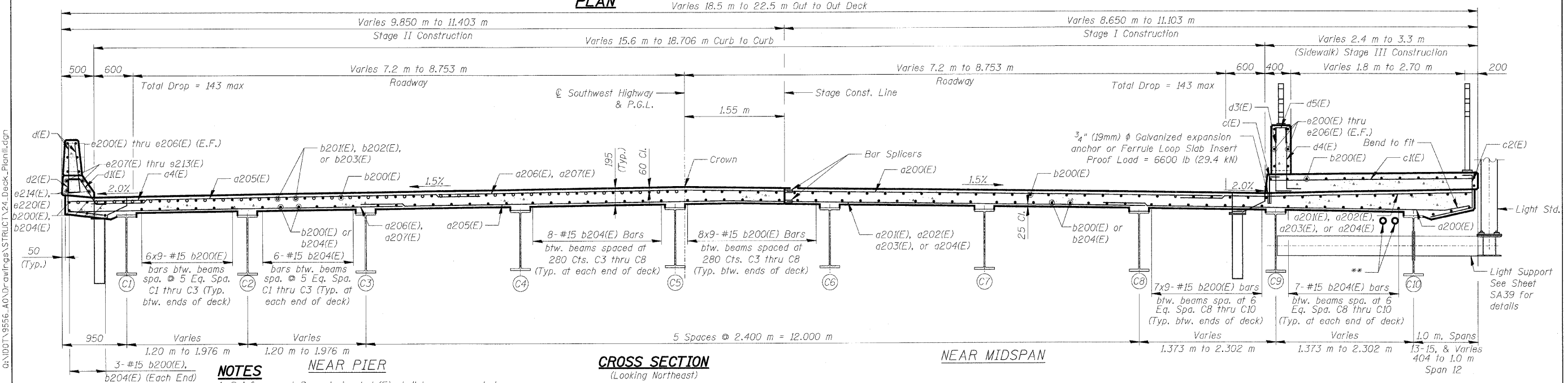
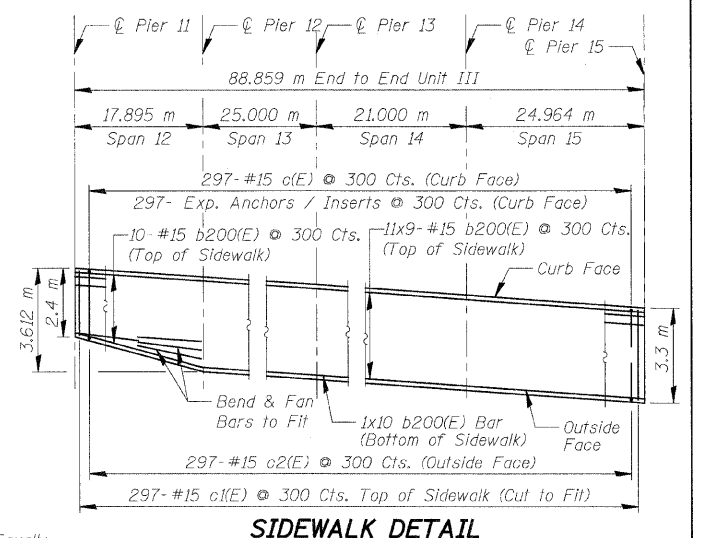
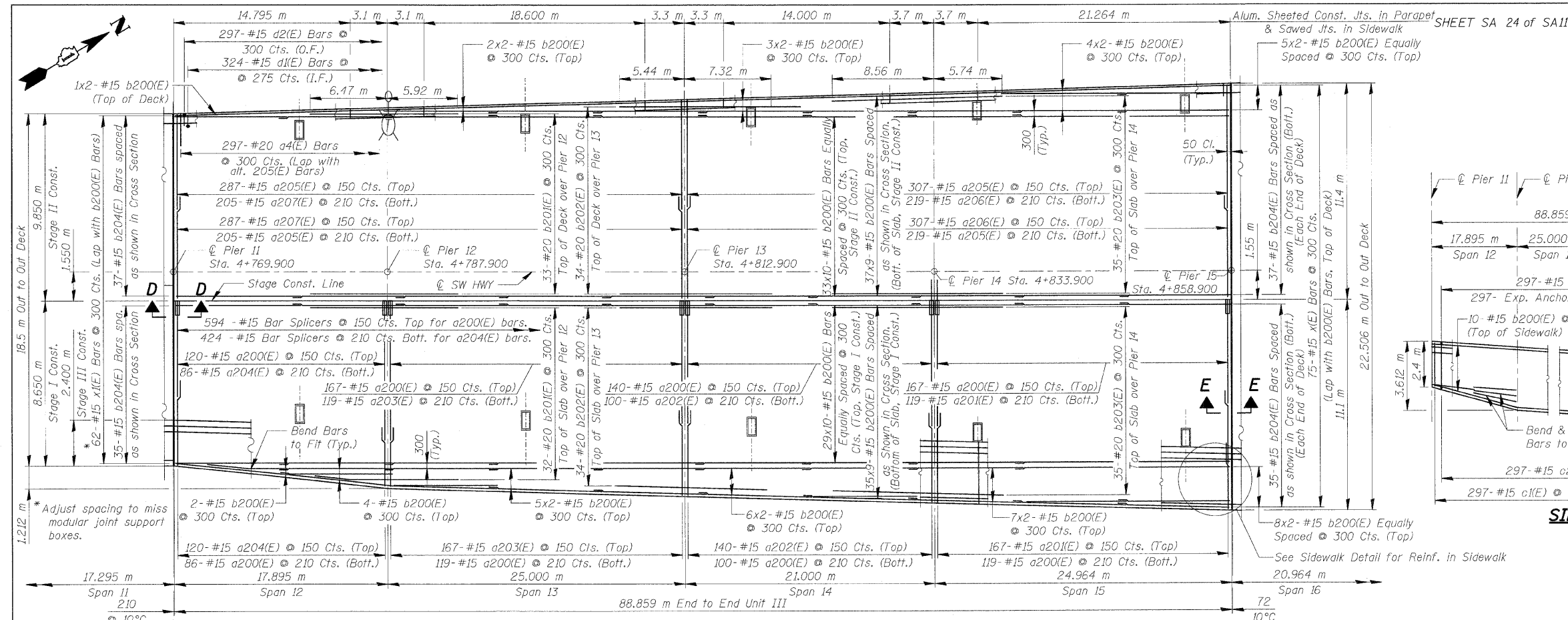


F.A.U. RTE.	SECTION	COUNTY	TOTAL SHEETS	SHEET NO.
3578	15V B-1-R-1	COOK	243	114
STA.		TO STA.		
FED. ROAD DIST. NO.		ILLINOIS FED. AID PROJECT		
CONTRACT NO. 62388				



- NOTES**
1. Reinforcement Bars designated (E) shall be epoxy coated.
  2. Bars indicated 20 x 3 - #15 etc. indicates 20 lines of bars with 3 lengths per line.
  3. All edges shall have standard 19 mm chamfer except as noted.
  4. Work this Sheet with Sheet SA25 and SA26. See Sheet SA25 for Bicycle Railing Details and SA26 for Parapet Details.
  5. All Dimensions are in millimeters (mm) except as noted.
  6. Place bars d1(E) and d2(E) to miss the aluminum sheathed joint locations in parapets

**TYP. LAP SPLICE**

BAR SIZE	MIN. LAP
#15	510
#25	1.06 m

**REVISIONS**

NAME	DATE

**ILLINOIS DEPARTMENT OF TRANSPORTATION**  
**SUPERSTRUCTURE - UNIT III**  
**SOUTHWEST HIGHWAY OVER**  
**B&O RAILROAD AND STONY CREEK**  
 FAU 3578 SECTION 15V B-1-R-1  
 STRUCTURE NUMBER 016-2771  
 COOK COUNTY STATION 4+716.497  
 SCALE: NONE DRAWN BY: M. Tryon  
 DATE: 6/17/09 CHECKED BY: A. Yargiooglu

6/26/2009 14:28 AM  
 H:\exp\rev\1160  
 6/26/2009 14:28 AM  
 0:\DDOT\9556\_A0\DR\awings\STRUCT\24\_Deck\_Plan\l.dgn

