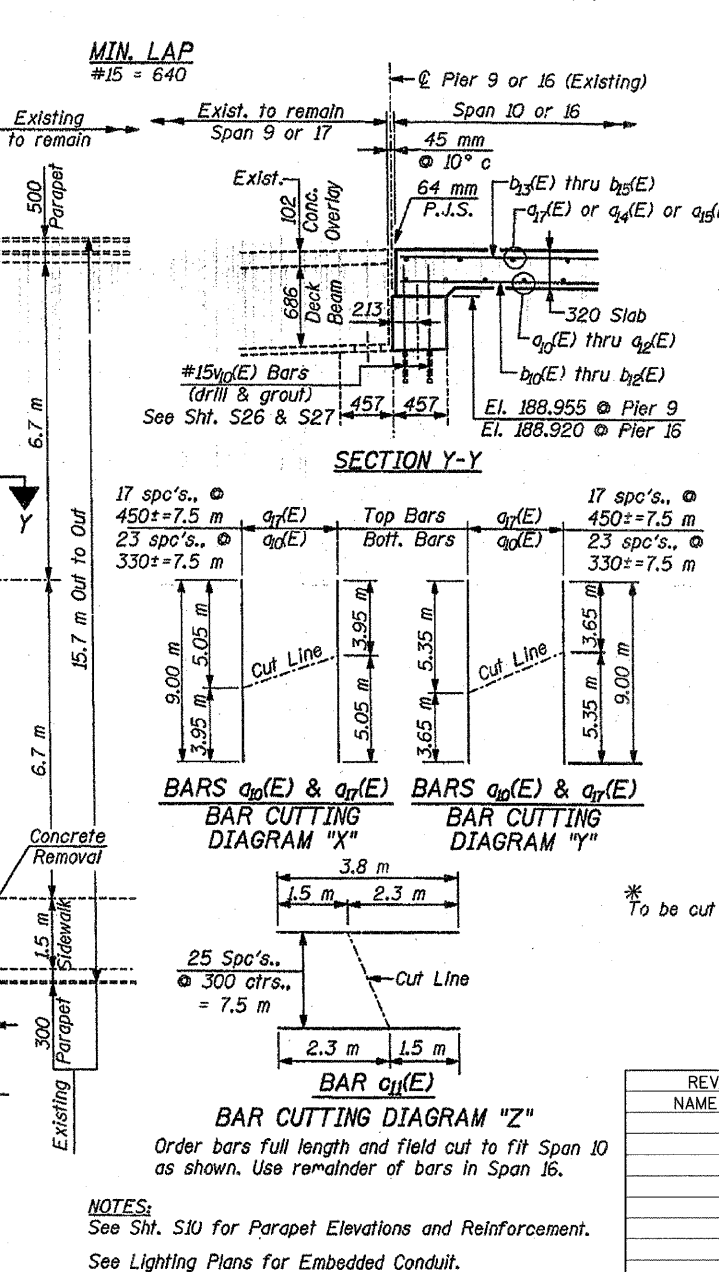
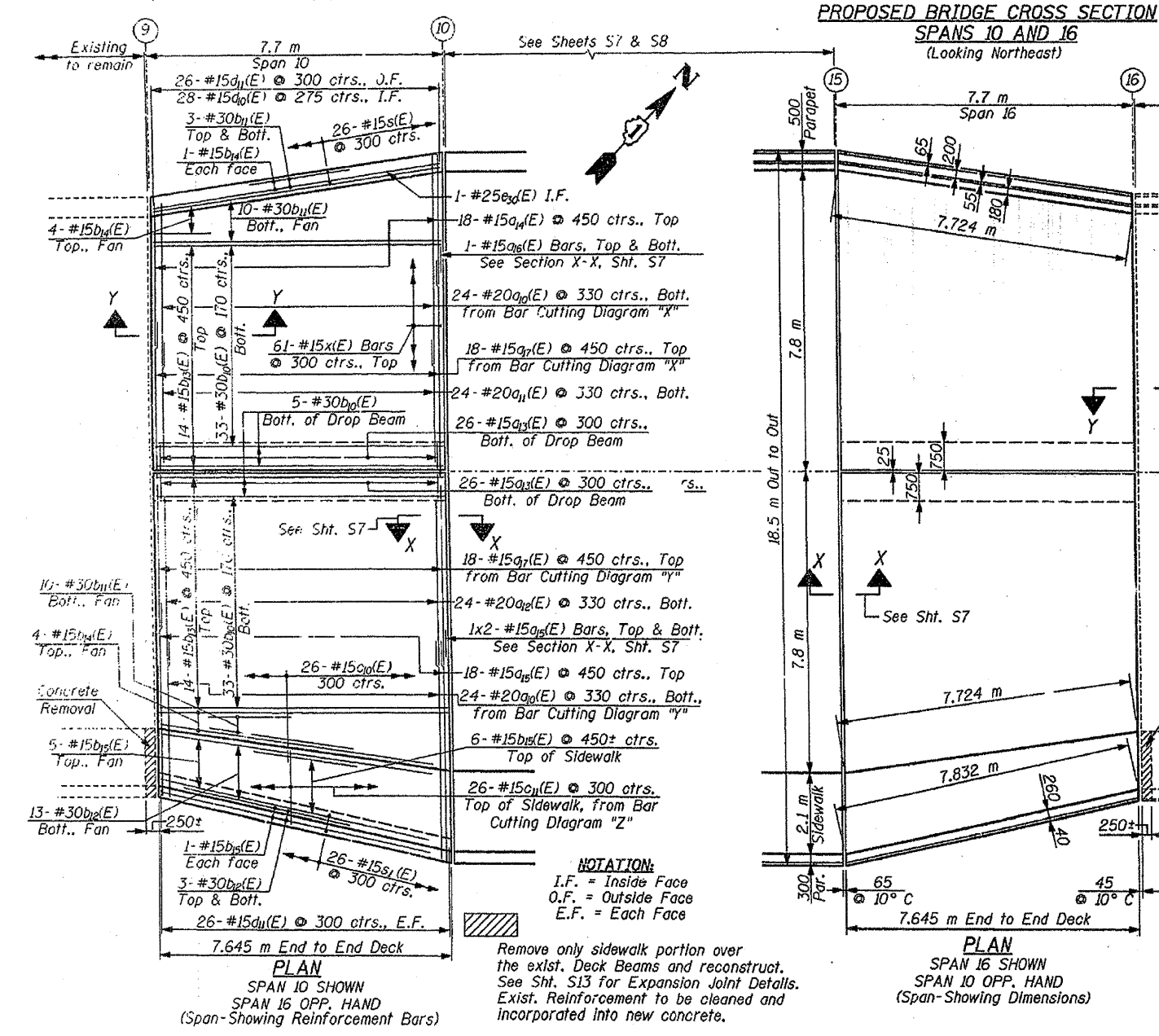
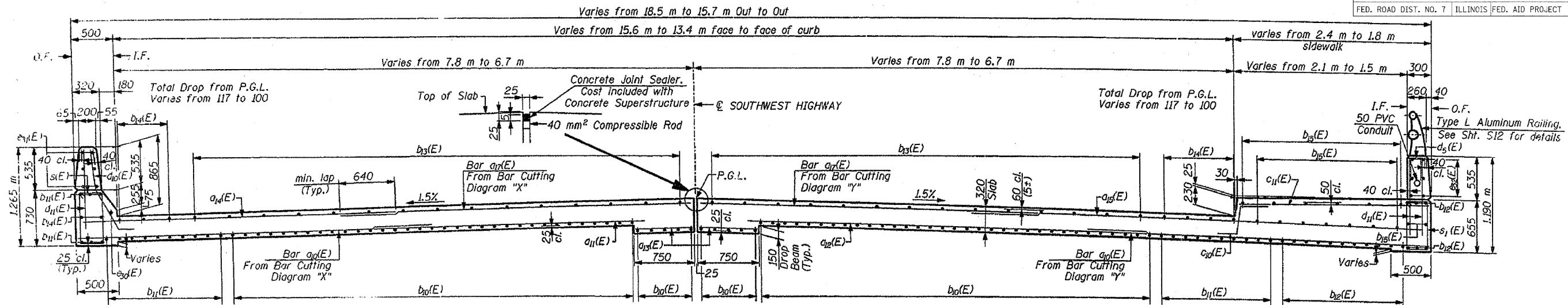


F.A. RTE.	SECTION	COUNTY	TOTAL SHEETS NO.	SHEET NO.
3578	15VB-1-R	COOK	243	183
STA. 4+665.229		TO STA. 4+777.600		
FED. ROAD DIST. NO. 7 ILLINOIS FED. AID PROJECT				



SUPERSTRUCTURE BILL OF MATERIAL SPANS 10 & 16

Bar	No.	Size	Length (m)	Shape
a1(E)	48	#20	9.00	—
a2(E)	48	#20	3.20	—
a3(E)	48	#20	4.80	—
a4(E)	104	#15	0.65	—
a5(E)	36	#15	3.75	—
a6(E)	44	#15	5.35	—
a7(E)	4	#15	8.18	—
a8(E)	36	#15	9.00	—
a9(E)	152	#30	7.54	—
a10(E)	52	#30	7.61	—
a11(E)	38	#30	7.70	—
b1(E)	56	#15	7.54	—
b2(E)	20	#15	7.61	—
b3(E)	26	#15	7.70	—
c1(E)	52	#15	0.85	—
c2(E)	26	#15	3.80	—
d1(E)	56	#15	1.30	—
d2(E)	156	#15	1.02	—
e30(E)	2	#25	7.62	—
e31(E)	24	#15	3.76	—
e32(E)	24	#15	3.81	—
s(E)	52	#15	2.15	—
s1(E)	52	#15	2.00	—
x(E)	122	#15	1.28	—
Concrete Superstructure		m³	118.3	
Reinforcement Bars, Epoxy Coated		kg	15,990	
Concrete Removal		m³	0.3	

Reinforcement Bars designated (E) shall be Epoxy Coated.
All dimensions are in millimeter (mm) except as noted.

* To be cut in the field to fit.

ILLINOIS DEPARTMENT OF TRANSPORTATION

DECK PLAN & CROSS SECTION SPANS 10 & 16

SOUTHWEST HIGHWAY OVER B. & O.C.T. RAILROAD AND MELVINA DITCH

F.A.U. ROUTE 3578 SEC. 15VB-1-R COOK COUNTY STATION 4+716.471

STRUCTURE NO. 016-0463

SCALE: DATE: 6/17/09 DRAWN BY: F. MUNIR CHECKED BY: B. SHAH

CHRISTIAN - ROGE & ASSOC. CHICAGO ILLINOIS

REVISIONS	
NAME	DATE

NOTES:
See Sht. S10 for Parapet Elevations and Reinforcement.
See Lighting Plans for Embedded Conduit.

FOR INFORMATION ONLY