F.A.U. RTE.	SECTION	COUNTY	TOTAL SHEETS	SHEET NO.
1472&3569	06-00073-00-LS	COOK	24	12
STA.	TO STA.			
FED. ROAD DIST. NO.	ILLINOIS	FED. AID PROJECT		

CONTRACT NO. 63133

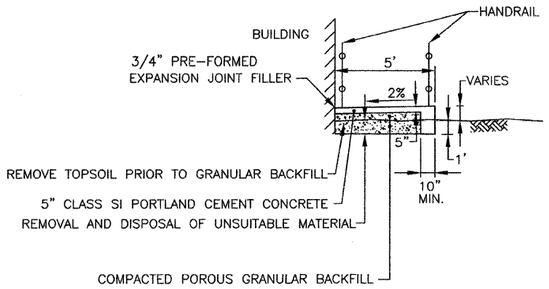

NOTE:
ALL WORK REQUIRED TO CONSTRUCT THE PCC SIDEWALK AT THE ARCHITECTUAL RAMP SHALL BE INCLUDED IN THE COST OF THE PORTLAND CEMENT CONCRETE SIDEWALK 5 INCH PAY ITEM, EXCEPT FOR THE POROUS GRANULAR BACKFILL. POROUS GRANULAR BACKFILL SHALL BE PAID FOR AS POROUS GRANULAR EMBANKMENT, SUBGRADE.

PCC SIDEWALK 5" AT ARCHITECTURAL RAMP LOCATION DETAIL
(REFER TO SHEET 22)

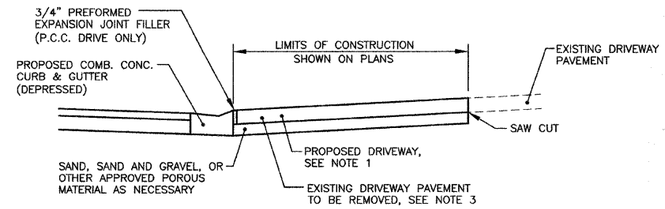

NOTE 1: THE PROPOSED DRIEWAY PAVEMENT SHALL CONSIST OF:
a) 8" CLASS PV PORTLAND CEMENT CONCRETE
2" SUB-BASE GRANULAR MATERIAL, TYPE B (INCLUDED) IF THE EXISTING DRIVEWAY IS P.C. CONCRETE
b) 2" HMA SURFACE CSE., MIX C N50
5" HMA BASE CSE. IF THE EXISTING DRIVEWAY IS HMA (PAID FOR AS STABILIZED DRIVEWAYS).

NOTE 2: THE SAND OR GRAVEL FOR THE SUBGRADE AND PREFORMED EXPANSION JOINT FILLER SHALL ALL BE CONSIDERED INCLUDED IN THE DRIVEWAY REPLACEMENT

NOTE 3:
a) EXISTING P.C.C. DRIVEWAY PAVEMENT REMOVAL TO BE PAID FOR AS DRIVEWAY PAVEMENT REMOVAL.
b) EXISTING HMA DRIVEWAY PAVEMENT REMOVAL TO BE PAID FOR AS DRIVEWAY PAVEMENT REMOVAL.

TYPICAL DRIVEWAY DETAIL

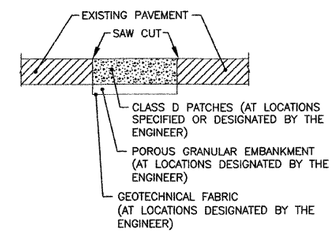

CLASS D PATCHING DETAIL
N.T.S

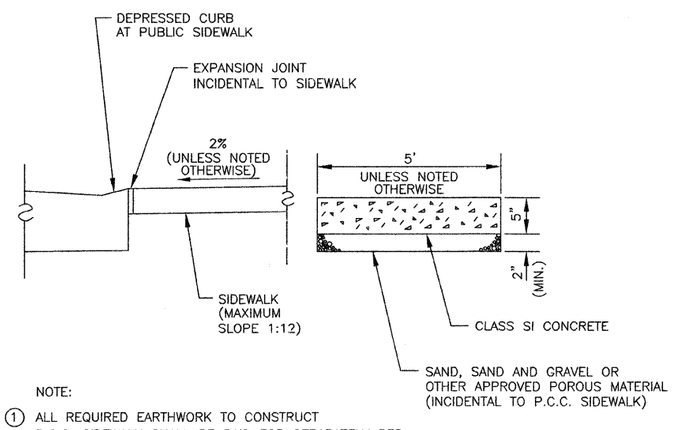

NOTE:
1. ALL REQUIRED EARTHWORK TO CONSTRUCT P.C.C. SIDEWALK SHALL BE PAID FOR SEPARATELY PER SECTIONS 202 & 204 OF THE STANDARD SPECIFICATIONS
2. AT ENTRANCES, THE SIDEWALK THICKNESS SHALL INCREASE TO 7", INCIDENTAL TO P.C.C. SIDEWALK.

P.C.C. SIDEWALK 5" DETAIL

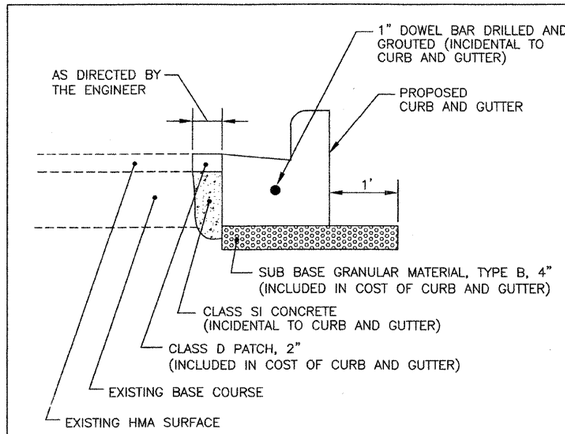

COMB CONCRETE CURB AND GUTTER DETAIL
N.T.S

REVISIONS	
NAME	DATE

ILLINOIS DEPARTMENT OF TRANSPORTATION
FAU ROUTES 1472 & 3569
VILLAGE OF RIVERSIDE
RAILWAY/WATER TOWER CAMPUS RESTORATION PROJECT

CONSTRUCTION DETAILS

SCALE: NTS
DATE: 12/01/08
DRAWN BY SMP
CHECKED BY BDH