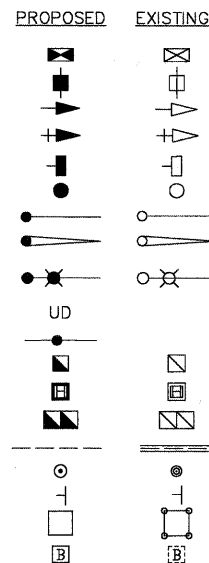


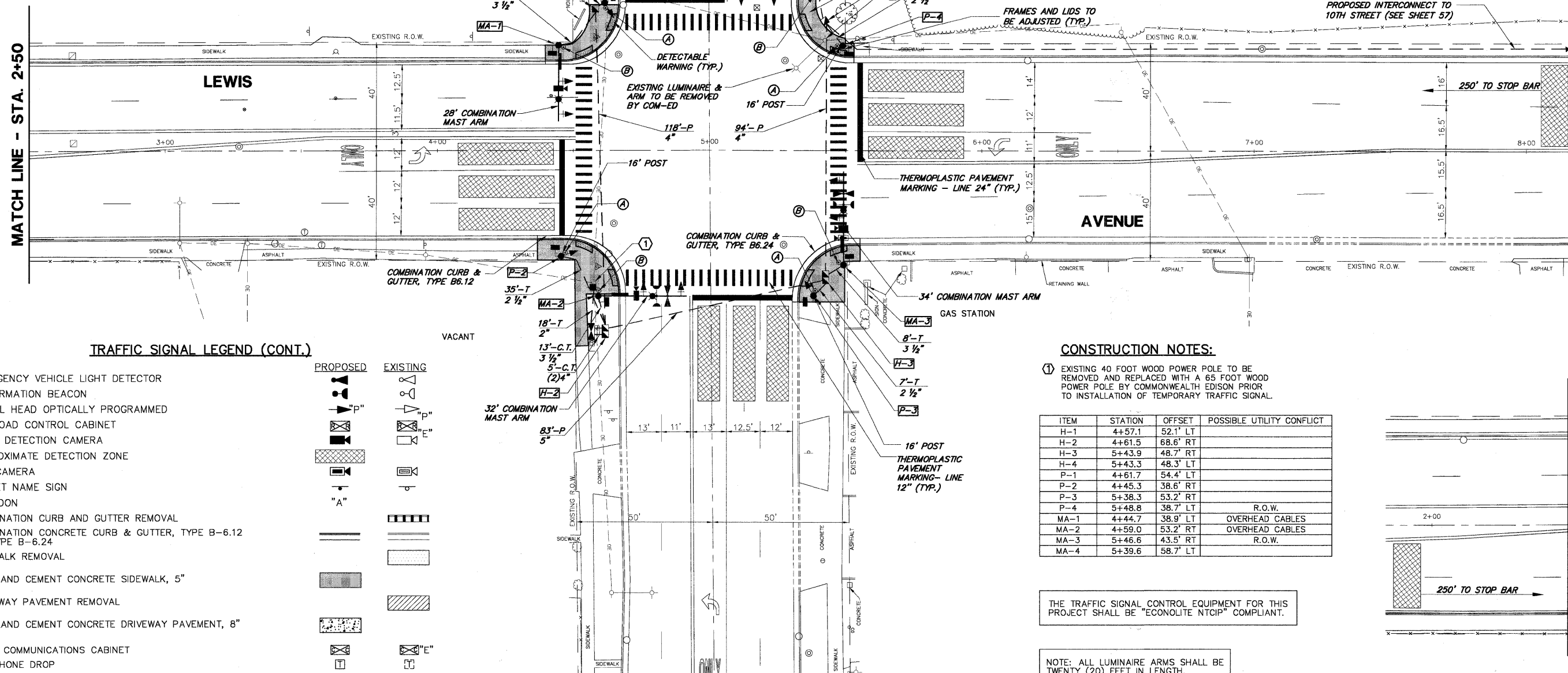
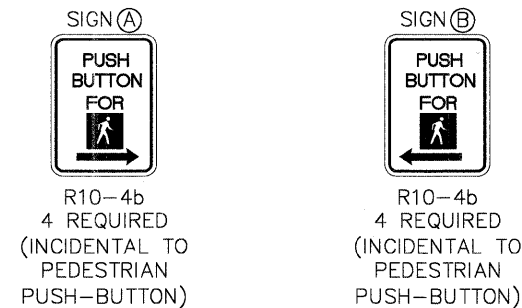
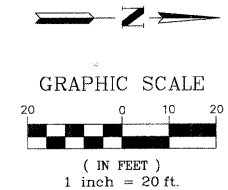
TRAFFIC SIGNAL LEGEND

- CONTROLLER
- SERVICE INSTALLATION
- SIGNAL HEAD
- SIGNAL HEAD WITH BACKPLATE
- SIGNAL HEAD, PEDESTRIAN
- SIGNAL POST
- MAST ARM ASSEMBLY AND POLE, STEEL
- MAST ARM ASSEMBLY AND POLE, ALUMINUM
- COMBINATION MAST ARM ASSEMBLY AND POLE, STEEL, WITH LUMINAIRE
- UNIT DUCT
- CONDUIT SPLICE
- HANDHOLE
- HEAVY DUTY HANDHOLE
- DOUBLE HANDHOLE
- G.S. CONDUIT IN GROUND (CIG)
- PEDESTRIAN PUSHBUTTON DETECTOR
- PEDESTRIAN PUSHBUTTON SIGN
- DETECTOR LOOP
- UNINTERRUPTIBLE POWER SUPPLY



14TH STREET

Restoration of Work Area. Restoration of the traffic signal work area shall be incidental to the related pay items such as foundation, conduit, handhole, trench and backfill, etc., and no extra compensation shall be allowed. All roadway surfaces such as shoulders, medians, sidewalks, pavement, etc. shall be replaced in kind. All damage to mowed lawns shall be replaced with an approved sod, and all damage to unmowed fields shall be seeded in accordance with Standard Specifications 252 and 250 respectively.



CONSTRUCTION NOTES:

- ① EXISTING 40 FOOT WOOD POWER POLE TO BE REMOVED AND REPLACED WITH A 65 FOOT WOOD POWER POLE BY COMMONWEALTH EDISON PRIOR TO INSTALLATION OF TEMPORARY TRAFFIC SIGNAL.

ITEM	STATION	OFFSET	POSSIBLE UTILITY CONFLICT
H-1	4+57.1	52.1' LT	
H-2	4+61.5	68.6' RT	
H-3	5+43.9	48.7' RT	
H-4	5+43.3	48.3' LT	
P-1	4+61.7	54.4' LT	
P-2	4+45.3	38.6' RT	
P-3	5+38.3	53.2' RT	
P-4	5+48.8	38.7' LT	R.O.W.
MA-1	4+44.7	38.9' LT	OVERHEAD CABLES
MA-2	4+59.0	53.2' RT	OVERHEAD CABLES
MA-3	5+46.6	43.5' RT	R.O.W.
MA-4	5+39.6	58.7' LT	

THE TRAFFIC SIGNAL CONTROL EQUIPMENT FOR THIS PROJECT SHALL BE "ECONOLITE NTCIP" COMPLIANT.

NOTE: ALL LUMINAIRE ARMS SHALL BE TWENTY (20) FEET IN LENGTH.

