








PLAN	SURVEYED	DATE
	PLOTTED	
	GRADES CHECKED	
	STRUCTURE NOTATIONS CHKD	
	NOTE BOOK NO.	
	CHECKED BY	
	DATE	

PROFILE	SURVEYED	DATE
	PLOTTED	
	GRADES CHECKED	
	STRUCTURE NOTATIONS CHKD	
	NOTE BOOK NO.	
	CHECKED BY	
	DATE	














**LEGEND**

-  SIGNALIZED INTERSECTION
-  48" X 48" CONSTRUCTION WARNING SIGN WITH AMBER FLASHING LIGHT (NUMBER DENOTES TYPE)
-  M4-9 SERIES DETOUR SIGN WITH ROAD NAME & DIRECTION PLATES (NUMBER DENOTES TYPE)
-  OTHER DETOUR SIGN (NUMBER DENOTES TYPE)
-  DETOUR ROUTE
-  DETOUR ROUTE DIRECTION
-  SIGN POST

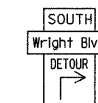
**DETOUR GENERAL NOTES**

1. THE ENGINEER SHALL BE NOTIFIED IN WRITING AT LEAST THREE WEEKS PRIOR TO THE DAY THE DETOUR IS TO BE IN EFFECT. THE CONTRACTOR SHALL CONTACT THE APPROPRIATE LOCAL AGENCIES AND INTERESTED PARTIES.
2. ALL SIGNING SHALL BE IN ACCORDANCE WITH THE APPLICABLE PROVISIONS OF THE STANDARD SPECIFICATIONS, THE DETAILS IN THESE PLANS, THE LATEST EDITION OF THE STATE OF ILLINOIS "MANUAL ON UNIFORM TRAFFIC CONTROL DEVICES," AND AS DIRECTED BY THE ENGINEER.
3. THE SIZES OF ALL SIGNS NOT SPECIFIED IN THESE PLANS SHALL BE AS REQUIRED BY THE ILLINOIS "MANUAL ON UNIFORM TRAFFIC CONTRL DEVICES."
4. ADDITIONAL SIGNING AND/OR BARRICADES DEEMED NECESSARY BY THE ENGINEER SHALL BE PROVIDED AND INSTALLED AT NO ADDITIONAL COST.
5. THE CONTRACTOR SHALL PROVIDE THE ENGINEER WITH THE NAMES AND PHONE NUMBERS OF HIS REPRESENTATIVES ON THE CONSTRUCTION SITE, AND HIS REPRESENTATIVE RESPONSIBLE FOR THE DETOUR SIGNING, PRIOR TO THE START OF WORK.
6. THE CONTRACTOR SHALL BE RESPONSIBLE FOR THE FIELD LOCATION OF ALL DETOUR AND CONSTRUCTION SIGNING. THE CONTRACTOR MAY REQUEST THE ENGINEER TO FIELD VERIFY THE POSITIONS OF ANY SIGNS.
7. ACTUAL LOCATIONS FOR SIGNING SHOWN ON THE DETOUR PLANS MAY BE ADJUSTED TO FIT FIELD CONDITIONS.
8. ALL EXISTING SIGNING THAT IS NOT APPLICABLE WHILE THE DETOUR IS IN EFFECT SHALL BE COMPLETELY COVERED BY THE CONTRACTOR IN A MANNER MEETING THE APPROVAL OF THE ENGINEER.
9. ALL DETOUR SIGNING SHALL BE POST MOUNTED.
10. ALL DETOUR SIGNING EXCEPT REGULATORY SIGNS SHALL HAVE BLACK LEGENDS ON FLUORESCENT ORANGE SHEETING AND STANDARD BLACK BORDERS. THE FLUORESCENT ORANGE REFLECTIVE SHEETING SHALL MEET THE REQUIREMENTS OF ARTICLE 1106.01 OF THE STANDARD SPECIFICATIONS. ALL DETOUR SIGNING SHALL BE NEW OR IN LIKE-NEW CONDITION. THE ENGINEER SHALL BE THE SOLE JUDGE OF THE CONDITION OF THE SIGNS.
11. THE ROAD NAME SIGN SHALL BE A BLACK LEGEND ON ORANGE REFLECTIVE SHEETING. THE SIGN BLANK SHALL BE VARIABLE WITH DESIGN SERIES C LETTERS. THE CAPITAL LETTERS SHALL BE 6".
12. AT A MINIMUM, ALL AMBER FLASHING LIGHTS THAT ARE REQUIRED FOR THE DETOUR SIGNING SHALL MEET THE REQUIREMENTS FOR TYPE A-LOW INTENSITY FLASHING LIGHTS IN ARTICLE 1106.02 OF THE STANDARD SPECIFICATIONS. ALL LIGHTS SHALL OPERATE DURING HOURS OF DARKNESS. ONLY LIGHTS THAT HAVE BEEN APPROVED BY THE ILLINOIS DEPARTMENT OF TRANSPORTATION SHALL BE USED.
13. THE CONTRACTOR SHALL BE RESPONSIBLE FOR ENSURING THAT ALL BARRICADES, SIGNS, LIGHTS AND OTHER DEVICES INSTALLED BY HIM ARE IN PLACE AND OPERATING 24 HOURS EACH DAY, INCLUDING SUNDAYS AND HOLIDAYS.
14. THE TYPE III BARRICADES USED AT POINTS OF CLOSURE TO THRU TRAFFIC ONLY SHALL NOT EXCEED 8 FEET IN WIDTH EACH FOR A SINGLE APPROACH LANE. ALL BARRICADES AT THESE LOCATIONS SHALL HAVE REFLECTORIZED STRIPING ON THE BACK SIDES OF THE BARRICADES.
15. CONSTRUCTION EQUIPMENT SHALL NOT BE PARKED IMMEDIATELY BEHIND THE TYPE III BARRICADES DURING NON-WORKING HOURS. IN ANY EVENT, ARTICLE 701.11 OF THE STANDARD SPECIFICATIONS SHALL APPLY.
16. DURING NON-WORKING HOURS THE CONTRACTOR SHALL PROVIDE A MEANS TO RESTRAIN THE TYPE III BARRICADES FROM EASY MOVEMENT BY VANDALS. THE CHOSEN METHOD SHALL BE APPROVED BY THE ENGINEER.
17. THE CONTRACTOR SHALL BE RESPONSIBLE FOR MAINTAINING THE VISIBILITY OF ALL DETOUR AND CONSTRUCTION SIGNS, INCLUDING BRUSHING BACK VEGETATION IF DEEMED NECESSARY BY THE ENGINEER.
18. THE ENGINEER SHALL BE NOTIFIED AT LEAST 24 HOURS BEFORE THE ROAD IS TO BE REOPENED TO TRAFFIC. THE CONTRACTOR WILL CONTACT THE APPROPRIATE LOCAL AGENCIES AND INTERESTED PARTIES.
19. THE COST OF THIS WORK FOR THE DETOUR SHALL BE INCLUDED IN THE UNIT PRICE FOR "TRAFFIC CONTROL AND PROTECTION FOR TEMPORARY DETOUR".

**SCHEDULE OF SIGNS**

SIGN NO.	SIGN TYPE
1	 W20-1-4848
2	 W20-3(0)-4848
3	 W20-3(0)-4848
4	 M3-2(0)-2412
5	 W17-1100-2412
6	 M4-9R(0)-3030
7	 M4-9R(0)-3024
8	 M4-9(0)-3030
9	 M4-9L(0)-3030
10	 M4-9L(0)-3024
11	TEMPORARY INFORMATION SIGN (SEE DETAIL TC-22)
12	 M6-1(0)-2115
13	 M4-8a(0)-2418
14	 W20-2(0)-4848

**TYPICAL SIGN ORIENTATION**



FILE NAME = J:\2215\cad\shets\2215_Detour_Notes.dgn	USER NAME = jst	DESIGNED - DJK	REVISED -	<b>STATE OF ILLINOIS DEPARTMENT OF TRANSPORTATION</b>	<b>DETOUR PLAN</b>	F.A.U. RTE. 1351	SECTION 06-00090-00-PV	COUNTY COOK	TOTAL SHEETS 137	SHEET NO. 32	
PLOT SCALE = 1.0000 / / IN.	CHECKED - KRK	REVISED -				<b>CONTRACT NO. 63378</b>					
PLOT DATE = 10/15/2009	DATE - 10-16-09	REVISED -				SHEET NO. 1 OF 2 SHEETS					
						FED. ROAD DIST. NO. 1 ILLINOIS FED. AID PROJECT ARA-N-8003 (809)					