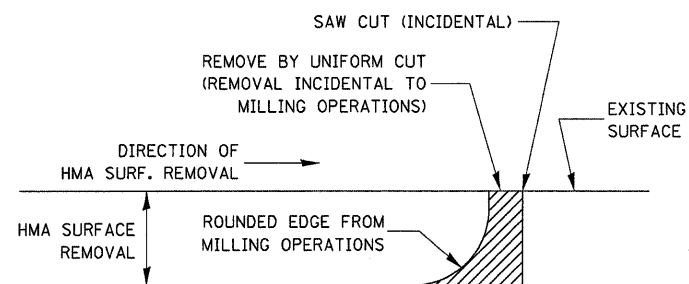
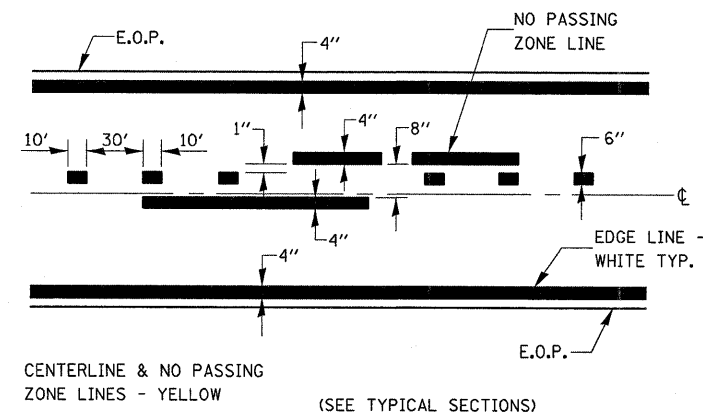


BARRIER WALL MARKER

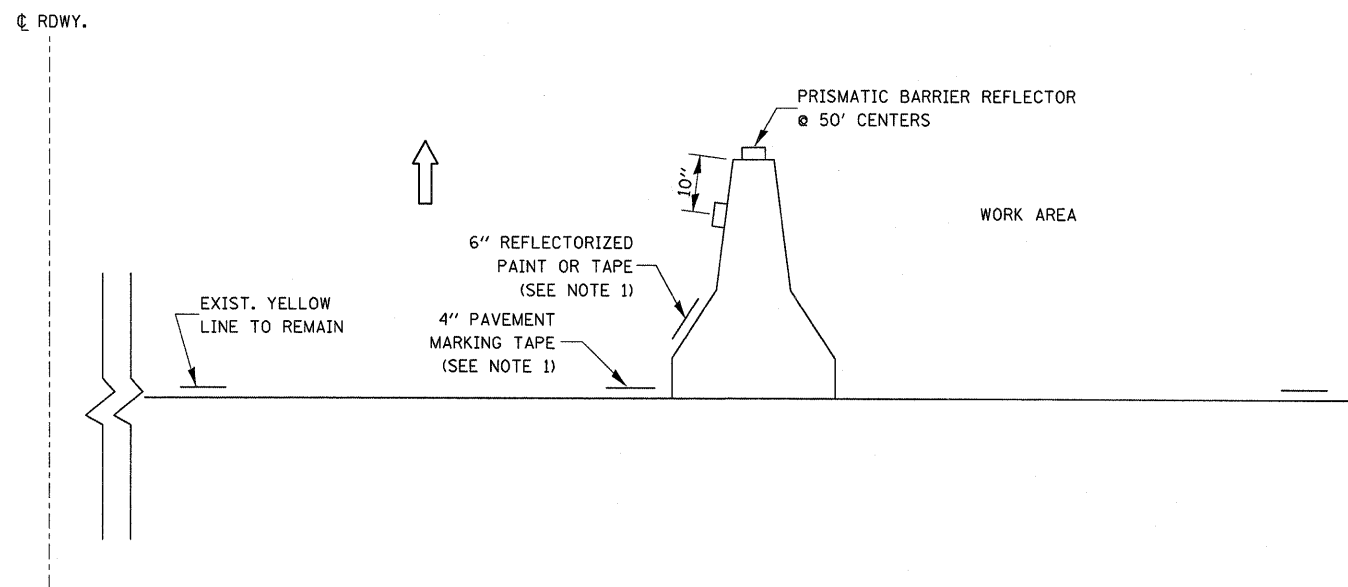


NOTE:
WHEN MILLING OPERATIONS PRODUCE A ROUNDED EDGE,
THEN A SAW CUT SHALL BE USED TO MANUFACTURE
A PERPENDICULAR EDGE AS SHOWN IN THE DETAIL.
THE ENGINEER SHALL BE THE SOLE JUDGE
CONCERNING THE USE OF THIS DETAIL

HMA DETAIL AT BUTT JOINTS



PAVEMENT MARKING



- NOTES:
1. THE CONTRACTOR HAS THE OPTION OF USING EITHER THE LINE ON THE TEMPORARY CONCRETE BARRIER OR ON THE PAVEMENT.
 2. THE COLOR OF THE REFLECTORS AND PAVEMENT/BARRIER MARKING LINE WILL VARY WITH STAGING AND SHALL MATCH THE EXISTING LINE IN THE WORK AREA.
 3. THE COST OF THE REFLECTORS AND THE PAVEMENT/BARRIER MARKING LINE IS INCLUDED IN THE COST OF THE TEMPORARY CONCRETE BARRIER.

FILE NAME =	USER NAME = duncanbd	DESIGNED -	REVISED -	STATE OF ILLINOIS DEPARTMENT OF TRANSPORTATION	DETAILS				F.A.P. RTE.	SECTION	COUNTY	TOTAL SHEETS	SHEET NO.		
ct\pwwork\pwwork\duncanbd\dms32420\d36833-sht-details.dgn	PLOT SCALE = 50.0000' / IN.	DRAWN -	REVISED -		SCALE:	SHEET NO.	OF	SHEETS	STA.	TO STA.	41	(15BR-3)-1	LIVINGSTON	45	42
PLOT DATE = Oct 08, 2009 - 02:48:58 PM	DATE -	CHECKED -	REVISED -						CONTRACT NO. 66833						
									ILLINOIS FED. AID PROJECT						