STATE OF ILLINOIS
DEPARTMENT OF TRANSPORTATION

ROUTE NO.	SECTION	COUNTY	TOTAL SHEETS	SHEET NO.
SBI 4 OLD IL 4	(L-15D)B	Macoupin	21	14
FED. ROAD DIST. NO. 6		ILLINOIS	FED. AID PROJECT-	

SHEET NO. 2
4 SHEETS

CONTRACT NO. 72291

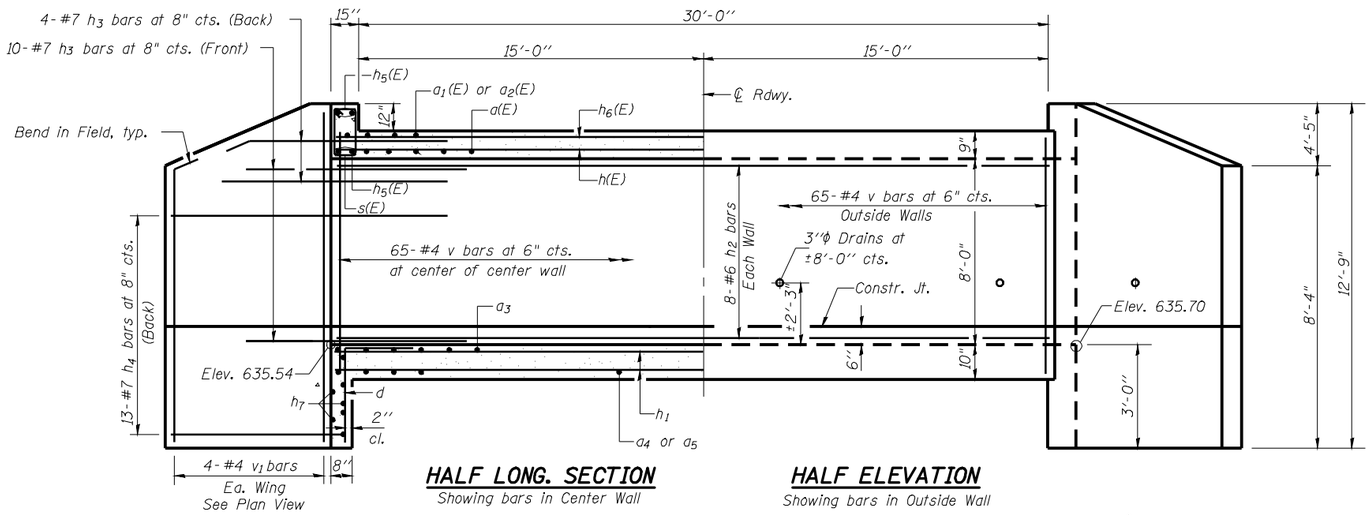

HALF LONG. SECTION
Showing bars in Center Wall

HALF ELEVATION
Showing bars in Outside Wall

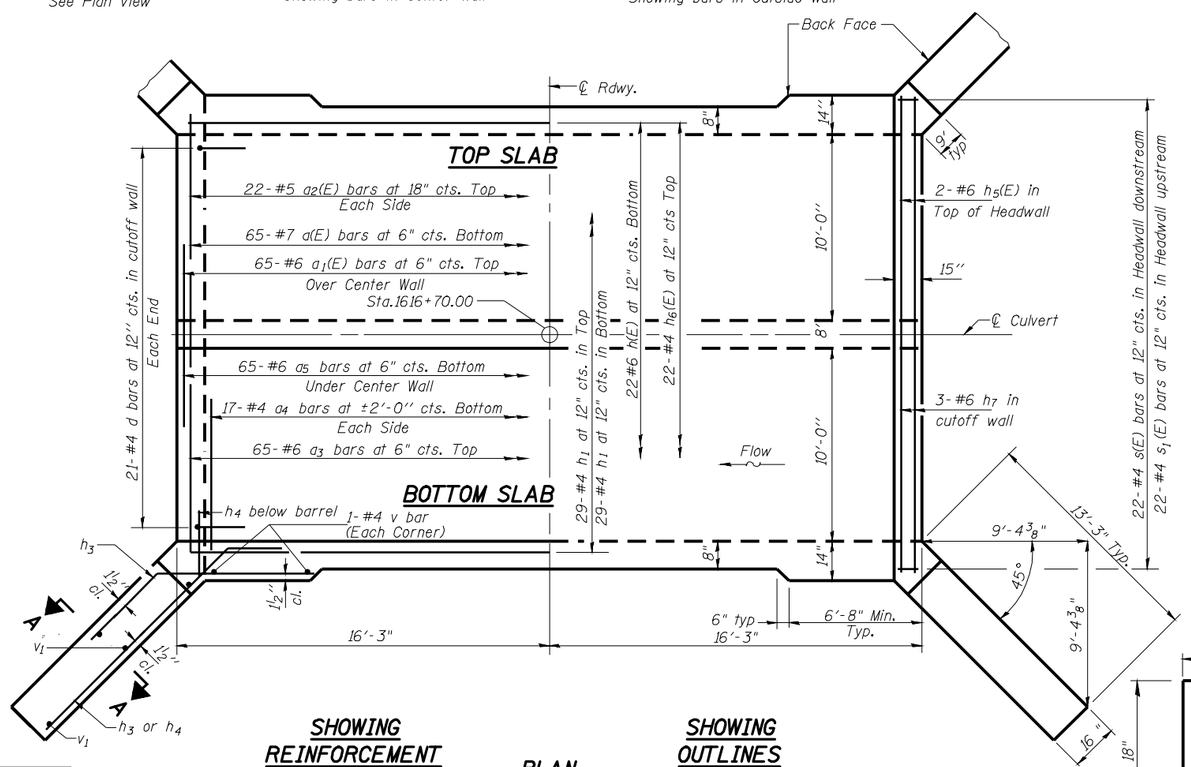

SHOWING REINFORCEMENT

PLAN

SHOWING OUTLINES

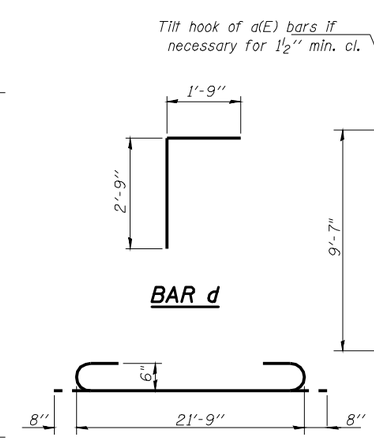

BAR d

BARS a(E) and a3

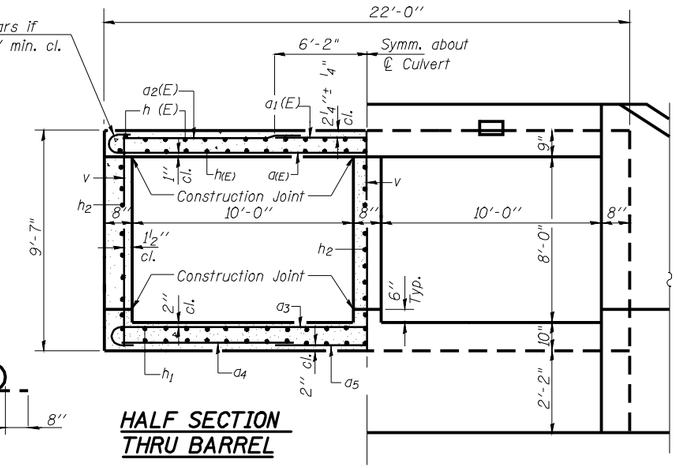

HALF SECTION THRU BARREL

HALF END ELEVATION

MIN. BAR LAPS

#4 Bar	1'-4"
#6 Bar	2'-0"
#7 Bar	2'-9"

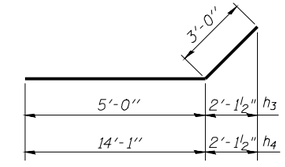

BARS h3 & h4

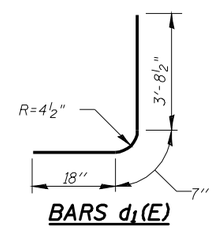

BARS d1(E)

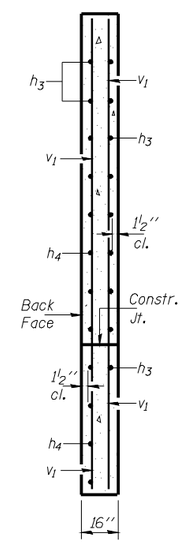

SECTION A-A

BILL OF MATERIAL

Bar	No.	Size	Length	Shape
a(E)	65	#7	23'-1"	
a1(E)	65	#6	12'-4"	
a2(E)	44	#5	6'-8"	
a3	65	#6	23'-1"	
a4	34	#4	6'-8"	
a5	65	#6	12'-4"	
d	42	#4	4'-6"	
d1(E)	106	#5	5'-9½"	
e(E)	32	#4	2'-2"	
e1(E)	4	#4	16'-8"	
e2(E)	24	#4	4'-11"	
e3(E)	12	#4	5'-5"	
h(E)	22	#6	32'-3"	
h1	58	#4	32'-3"	
h2	24	#6	32'-3"	
h3	56	#7	8'-0"	
h4	52	#7	17'-1"	
h5(E)	8	#6	22'-8"	
h6(E)	22	#4	32'-3"	
h7	6	#6	22'-8"	
s(E)	22	#4	5'-9"	
s1(E)	22	#4	5'-7"	
v	203	#4	9'-2"	
v1	16	#4	12'-2"	
Concrete Box Culverts			Cu. Yd.	100.7
Reinforcement Bars			Pound	10460
Reinforcement Bars, Epoxy Coated			Pound	7410

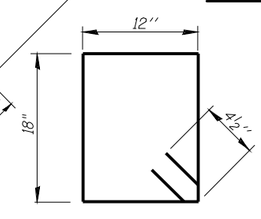

BARS s(E)
(Downstream)

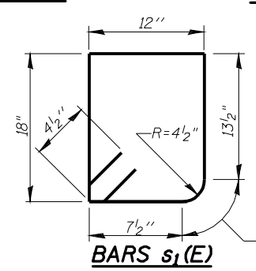

BARS s1(E)
(Upstream)

Notes: A distance of half the length of the wingwall but not less than six feet of the barrel shall be poured monolithically with the wingwalls.
Bars indicated thus 12x4-#5 etc. indicates 12 lines of bars with 4 lengths per line.

DESIGNED	J. BENNETT
CHECKED	M. HOOK
DRAWN	L. ROSE
CHECKED	J. BENNETT

4-30-99

CULVERT DETAILS
OLD IL ROUTE 4 OVER
SHEARLES BRANCH TRIBUTARY
SBI ROUTE 4 - SECTION (L-15D)B
MACOUPIN COUNTY
STATION 1616+70
STRUCTURE NO. 059-2502

g:proj/civil/G13302.80ll4/structure/findtsl/059-0502