

# BILL OF MATERIAL

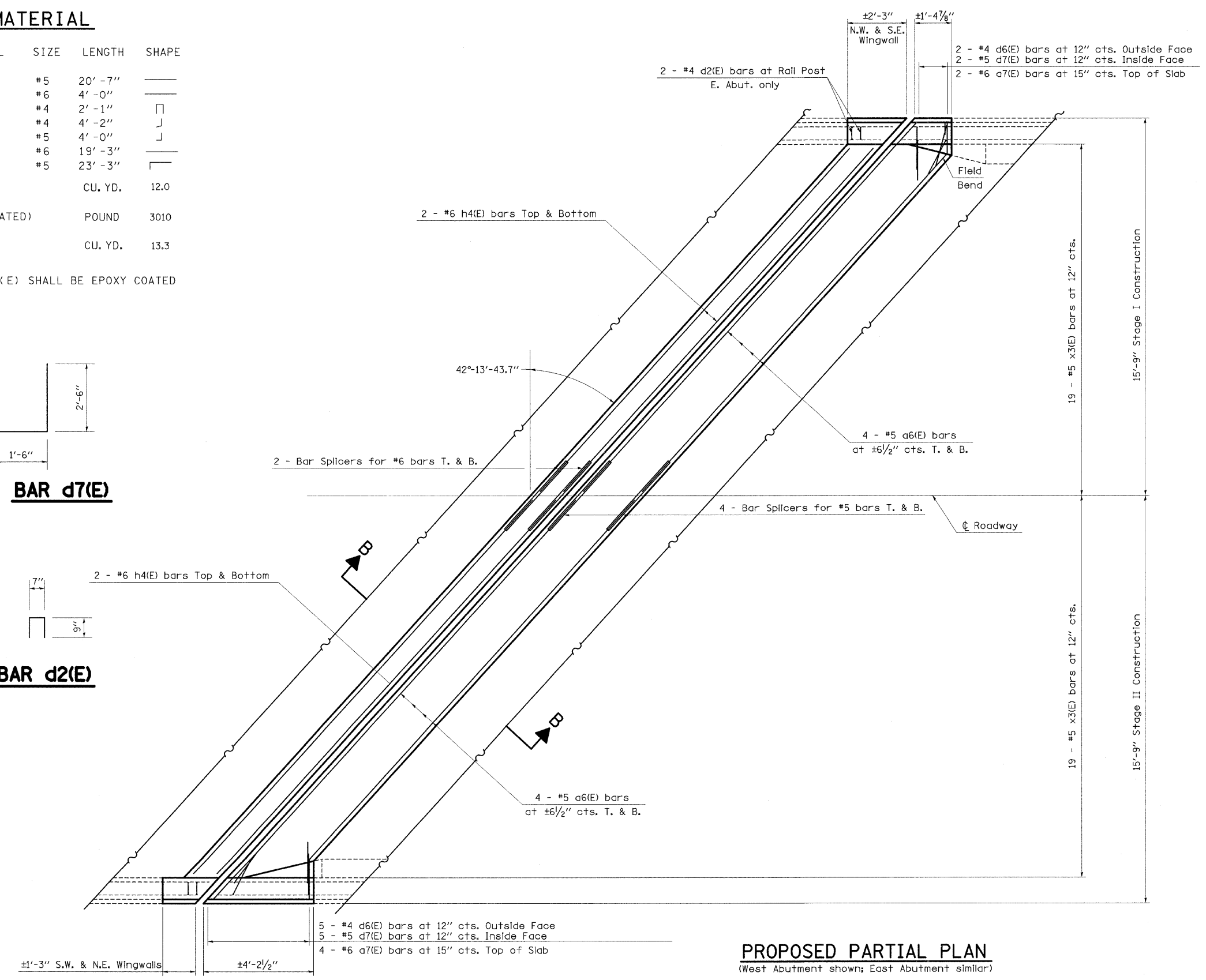
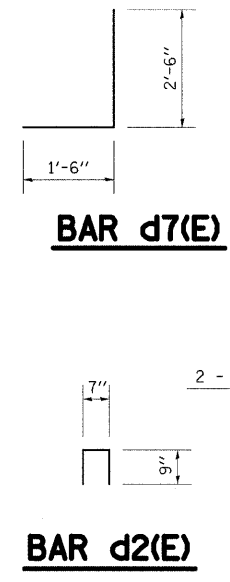
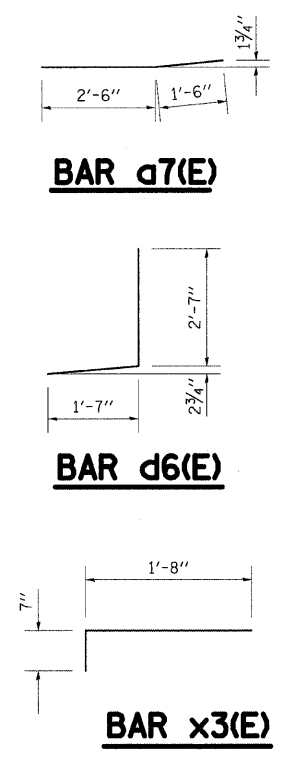
BAR	NUMBER OF BARS		TOTAL	SIZE	LENGTH	SHAPE
	STAGE I	STAGE II				
a6(E)	16	16	32	#5	20'-7"	—
a7(E)	6	6	12	#6	4'-0"	—
d2(E)	2	2	4	#4	2'-1"	□
d6(E)	7	7	14	#4	4'-2"	J
d7(E)	7	7	14	#5	4'-0"	J
h4(E)	8	8	16	#6	19'-3"	—
x3(E)	38	38	72	#5	23'-3"	┌

CONCRETE REMOVAL CU. YD. 12.0

REINFORCEMENT BARS (EPOXY COATED) POUND 3010

CONCRETE SUPERSTRUCTURE CU. YD. 13.3

REINFORCEMENT BARS DESIGNATED (E) SHALL BE EPOXY COATED



**PROPOSED PARTIAL PLAN**  
(West Abutment shown; East Abutment similar)

FILE NAME =	USER NAME = swartzw	DESIGNED -	REVISED -	<b>STATE OF ILLINOIS DEPARTMENT OF TRANSPORTATION</b>	<b>EXPANSION JOINT REPLACEMENT DETAILS SN 058-0097</b>			F.A.I. RTE.	SECTION	COUNTY	TOTAL SHEETS	SHEET NO.
ct:\px_work\PWIDOT\SWARTZRW\dms37779\k... enbridge.dgn		DRAWN -	REVISED -					72	66(B,HVB,HB-1)BR	MACON	83	69
PLOT SCALE = 20.0000' / IN.		CHECKED -	REVISED -					CONTRACT NO. 74343				
PLOT DATE = 9/28/2009		DATE -	REVISED -					ILLINOIS FED. AID PROJECT				
					SCALE: N/A	SHEET NO. 4 OF 17 SHEETS	STA.	TO STA.				