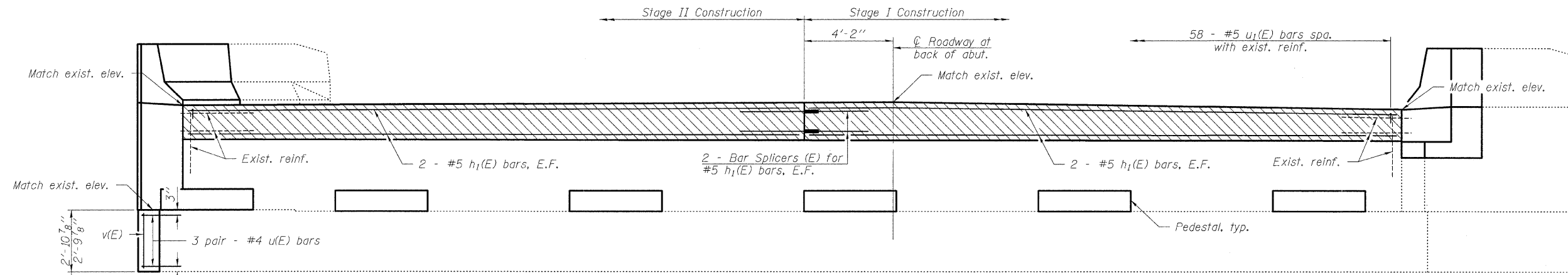
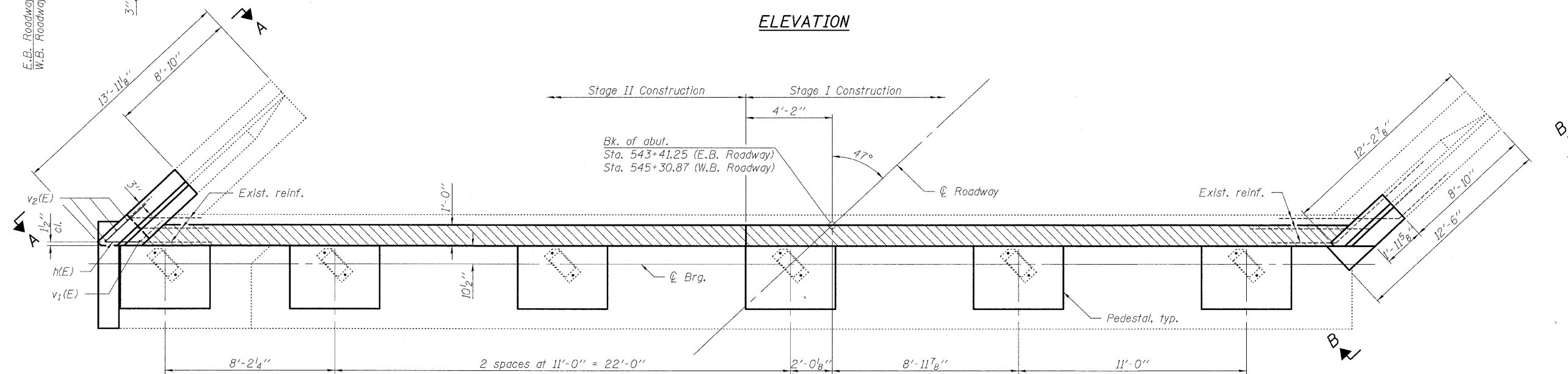


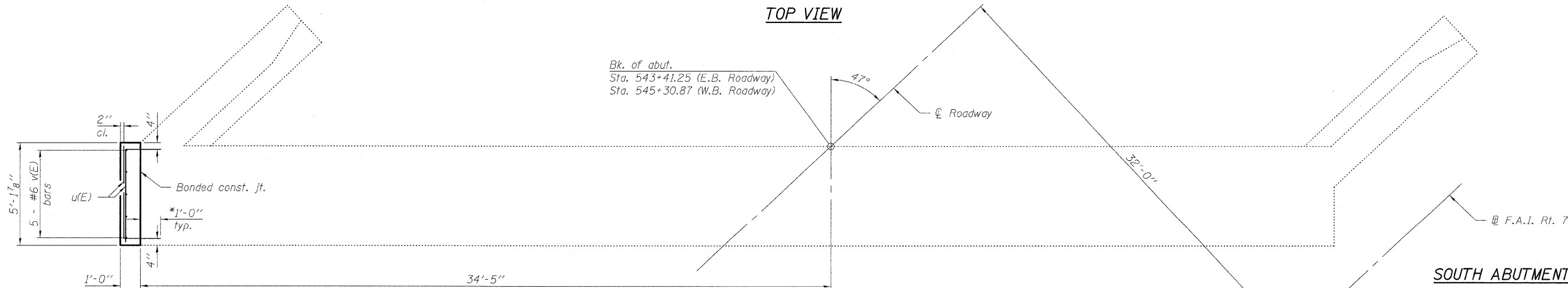
STATE OF ILLINOIS
DEPARTMENT OF TRANSPORTATION



ELEVATION



TOP VIEW



PLAN - PILE CAP

SOUTH ABUTMENT (E.B.)
NORTH ABUTMENT (W.B.)
STRUCTURE NO. 060-0014 (E.B.)
STRUCTURE NO. 060-0015 (W.B.)

DESIGNED	EML
CHECKED	KLH
DRAWN	EML
CHECKED	KLH

*Drill and epoxy grout reinforcement.

Notes:
Existing reinforcement shall be cleaned and incorporated in the new construction.
Cost included with Concrete Removal.
Hatched area to be poured after superstructure falsework has been removed.
Quantity of concrete included with Concrete Superstructure.
For View A-A and View B-B, see sheet 14 of 16.
For pedestal details, see sheet 14 of 16.

HORNER & SHIFRIN, INC.
ENGINEERS

SHEET NO. 12 16 SHEETS	F.A.I. RTE.	SECTION	COUNTY	TOTAL SHEETS	SHEET NO.
	70	60-(6,7)BR	MADISON	185	140
			CONTRACT NO. 76C56		
FED. ROAD DIST. NO.		ILLINOIS	FED. AID PROJECT		