
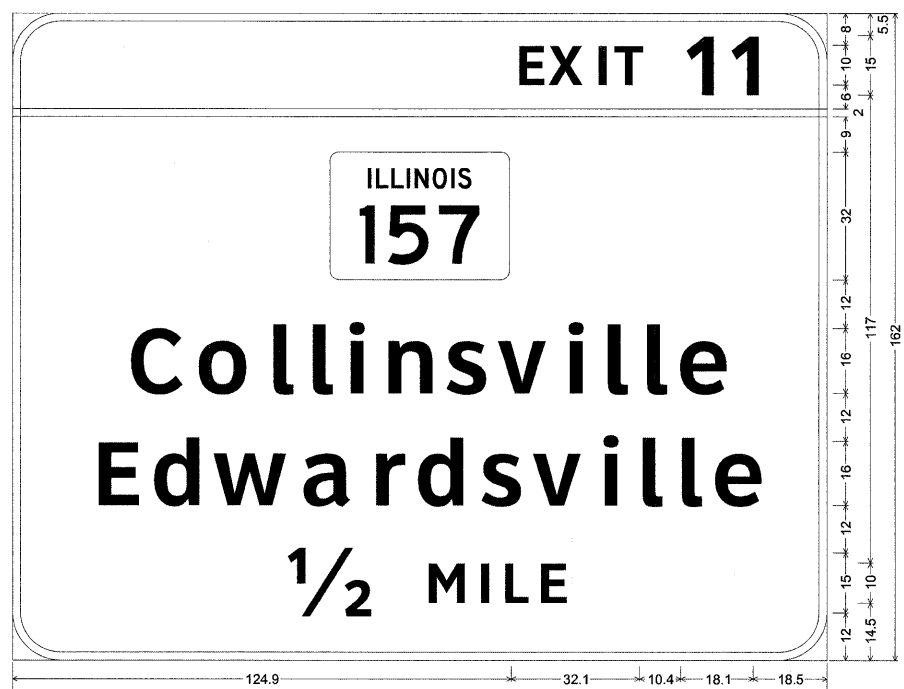



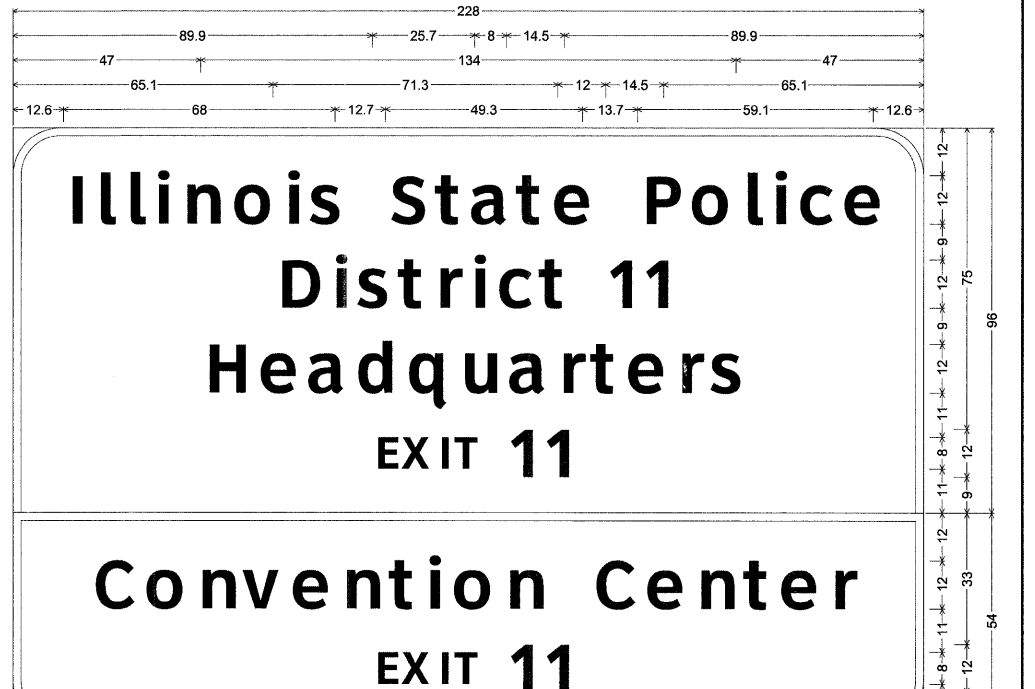
12.0" Radius, 2.0" Border, White on Green;  
 [EXIT 10] ClearviewHwy-5-W; [Memphis] ClearviewHwy-5-W; [Interstate 270] ClearviewHwy-5-W; [1 MILE] ClearviewHwy-5-W;  
 Table of widths and spaces.

142.1	E	X	I	T	1	O	18.9
6.3	2.2	8.6	2.8	1.9	3.0	7.3	10.3
6.9	5.5	12.2	18.9				
-0.0	228.0	0.0					
91.5	45.0	91.5					
57.1	M	e	m	p	h	i	s
14.7	5.6	11.7	5.5	18.0	6.1	11.6	5.4
11.1	5.7	3.8	4.4	10.2	57.1		
18.9	I	n	t	e	r	s	t
3.1	6.3	11.1	4.5	7.8	4.2	11.7	5.5
7.3	3.4	10.2	3.5	7.9	3.8	11.9	3.5
7.8	4.2	11.6	4.0	1.9	4.0	5.9	3.2
6.3	67.2						
1	M	I	L	E	1	M	I
6.9	10.4	9.2	3.9	1.9	4.1	5.8	3.2
6.4	88.1						



12.0" Radius, 2.0" Border, White on Green;  
 [EXIT 11] ClearviewHwy-5-W; [Collinsville] ClearviewHwy-5-W; [Edwardsville] ClearviewHwy-5-W;  
 [1/2 MILE] ClearviewHwy-5-W;  
 Table of widths and spaces.

124.9	E	X	I	T	1	1	18.5
6.4	2.2	8.6	2.8	1.9	3.0	7.2	10.4
6.9	4.4	6.8	18.5				
-0.0	204.0	0.0					
79.5	45.0	79.5					
27.2	C	o	l	l	i	n	s
13.0	4.3	12.3	5.5	5.0	4.8	5.1	4.4
3.8	5.7	11.1	4.8	10.2	3.2	12.2	3.9
3.8	5.7	5.0	4.8	5.1	4.2	11.7	27.2
18.5	E	d	w	a	r	d	s
10.1	4.7	11.6	4.2	18.5	3.4	11.9	5.1
7.3	4.1	11.5	4.8	10.3	3.1	12.2	3.9
3.8	5.7	5.1	4.8	5.0	4.2	11.7	18.5
67.2	1/2	M	I	L	E	1	M
24.7	10.4	9.2	4.0	1.9	4.0	5.9	3.2
6.3	67.2						



12.0" Radius, 2.0" Border, White on Blue;  
 [Illinois State Police] ClearviewHwy-5-W; [District 11] ClearviewHwy-5-W; [Headquarters] ClearviewHwy-5-W;  
 [EXIT 11] ClearviewHwy-5-W;  
 12.0" Radius, 2.0" Border, White on Brown;  
 [Convention Center] ClearviewHwy-5-W; [EXIT 11] ClearviewHwy-5-W;  
 Table of widths and spaces.

12.6	I	L	L	I	N	O	I	S	P	O	L	I	C	E	1	1	8.8
2.3	4.8	3.8	3.6	3.8	3.3	2.9	4.2	8.4	4.0	9.3	3.8	2.9	3.3	7.6	12.7	8.6	
2.6	5.9	2.9	2.9	2.9	2.9	2.9	2.9	2.9	2.9	2.9	2.9	2.9	2.9	2.9	2.9	2.9	
13.7	P	D	I	S	T	R	C	E	1	1	12.6						
8.7	8.7	3.3	9.3	4.1	3.8	3.3	2.8	3.8	8.2	2.9	8.9	12.6					
65.1	H	E	A	D	Q	U	A	R	5.5	2.3	5.9	3.1	8.8	4.1	5.5	2.6	
9.7	3.9	2.9	3.3	7.7	2.6	5.9	3.6	5.5	3.3	2.8	3.8	8.1	2.3	5.9	12.0	5.5	
3.5	5.5	65.1															
89.9	E	X	I	T	1	1	89.9										
5.1	1.8	6.9	2.2	1.5	2.4	5.8	8.0	5.5	3.5	5.5	89.9						
18.9	C	O	N	V	E	N	T	I	O	N							
9.7	3.2	9.3	4.1	8.3	3.1	9.1	2.7	8.9	4.0	8.4	3.3	5.9	3.3	2.9	3.7	9.3	
4.1	8.3																
13.7	C	E	N	T	E	R											
9.8	3.2	8.8	4.1	8.3	3.3	5.9	3.1	8.9	4.0	5.5	18.9						
89.9	E	X	I	T	1	1	89.9										
5.1	1.8	6.9	2.2	1.5	2.4	5.8	8.0	5.5	3.5	5.5	89.9						

**8S060I055L011.4**