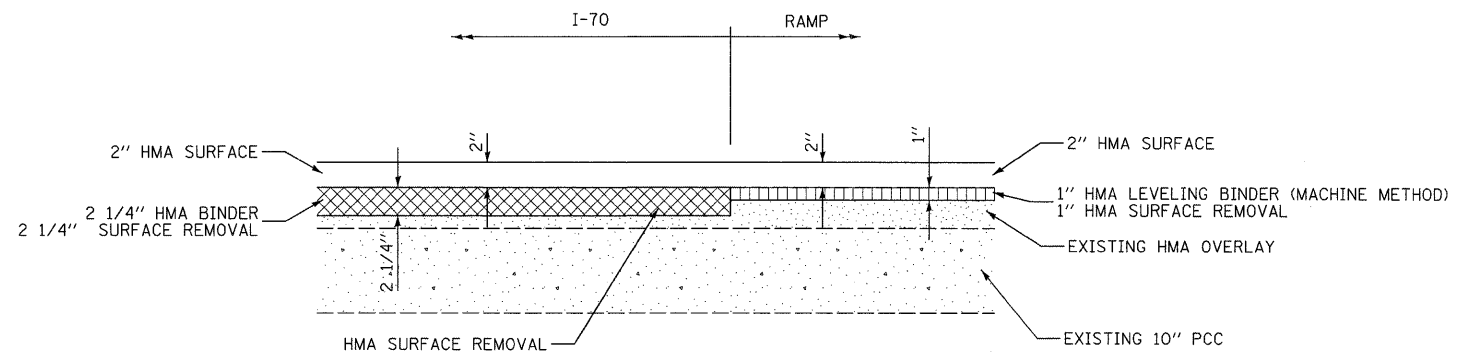


7

**BUTT JOINT DETAIL**

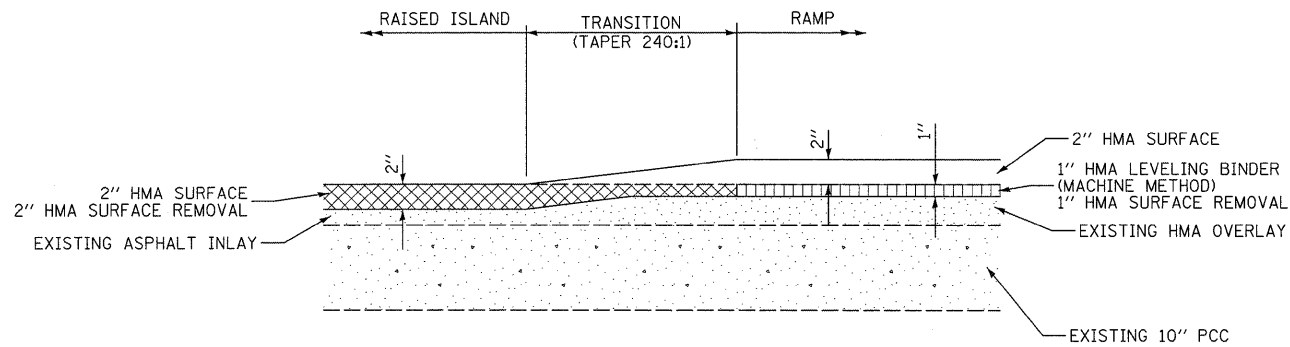
INTERFACE WITH EXISTING HMA INLAY  
OR EXISTING PCC PAVEMENT



8

**SURFACING TRANSITION AT RAMPS**

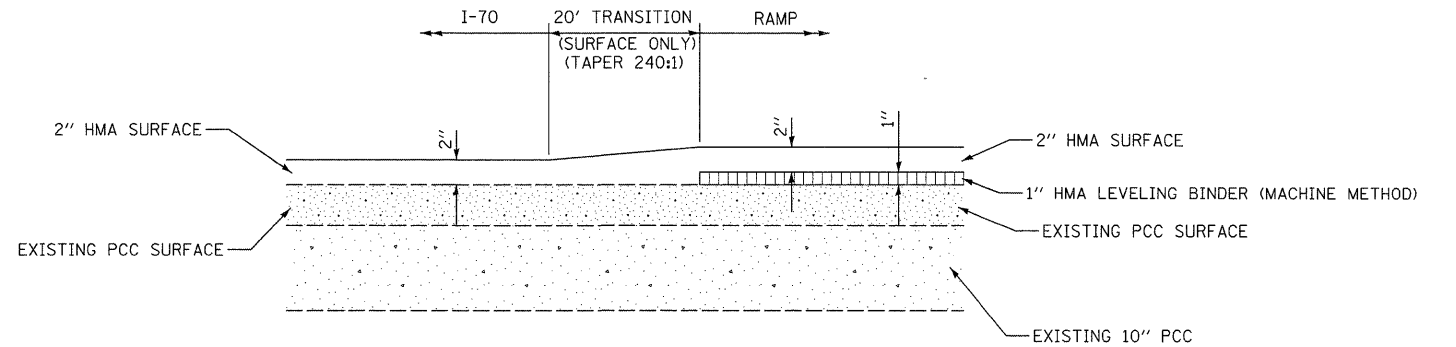
WITH HOT-MIX ASPHALT SURFACE REMOVAL



9

**SURFACING TRANSITION AT RAMPS**

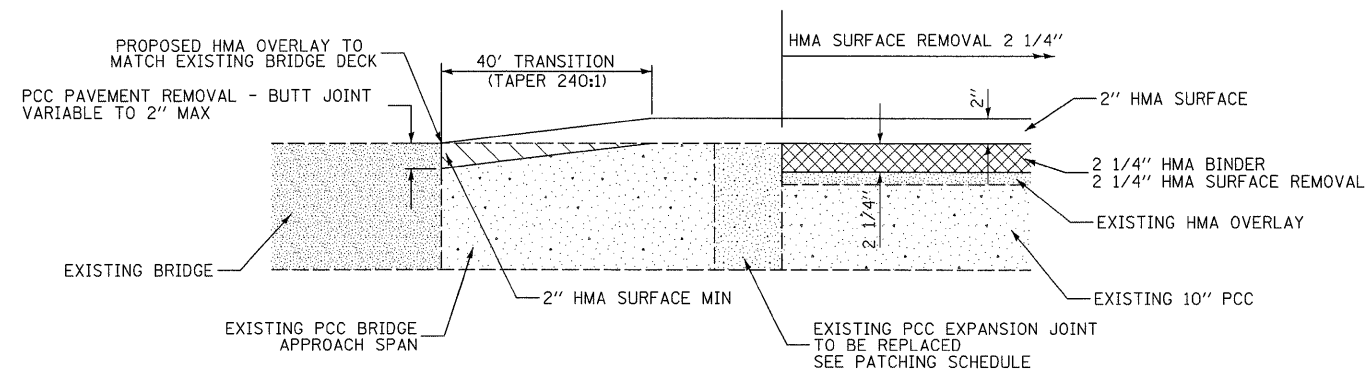
WITH RAISED ISLAND



10

**SURFACING TRANSITION AT RAMPS**

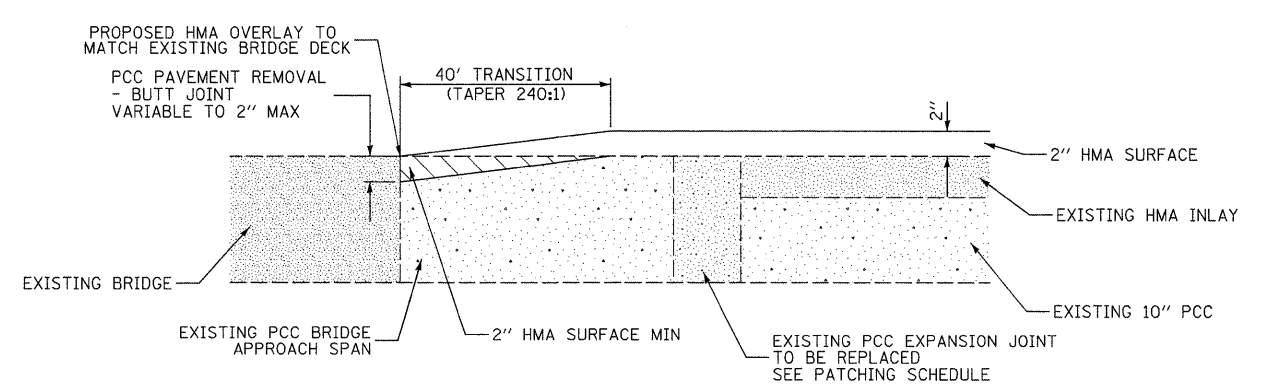
WITH PCC SURFACE



11

**BUTT JOINT DETAIL**

HMA REMOVAL WITH PCC BRIDGE APPROACH SPAN



12

**BUTT JOINT DETAIL**

INLAIED HMA WITH PCC BRIDGE APPROACH SPAN

LAST SAVED = 9/16/2009  
PEN TABLE = VB.tbl  
PLOT DRIVER = TR-Xerox6204-TorFiIcplgt

FILE NAME =	USER NAME = sdonehue	DESIGNED -	REVISED -
\\08090\Work_Order_3\Cad\T\Plans\0876256-Sht-Details.dgn		DRAWN -	REVISED -
PLOT SCALE = 50.0023 ' / IN.		CHECKED -	REVISED -
PLOT DATE = 9/16/2009 9:18:04 PM		DATE -	REVISED -

STATE OF ILLINOIS  
DEPARTMENT OF TRANSPORTATION

HORNER &  
SHIFRIN, INC.  
ENGINEERS

SPECIAL DETAILS  
BUTT JOINT & PAVING TRANSITION DETAILS

SCALE: NONE SHEET NO. 2 OF 8 SHEETS STA. TO STA.

F.A.I. RTE.	SECTION	COUNTY	TOTAL SHEETS	SHEET NO.
70	60-(5,6,7)RS, 60-(6,7)BR	MADISON	185	178
FED. ROAD DIST. NO. ILLINOIS FED. AID PROJECT			CONTRACT NO. 76C56	