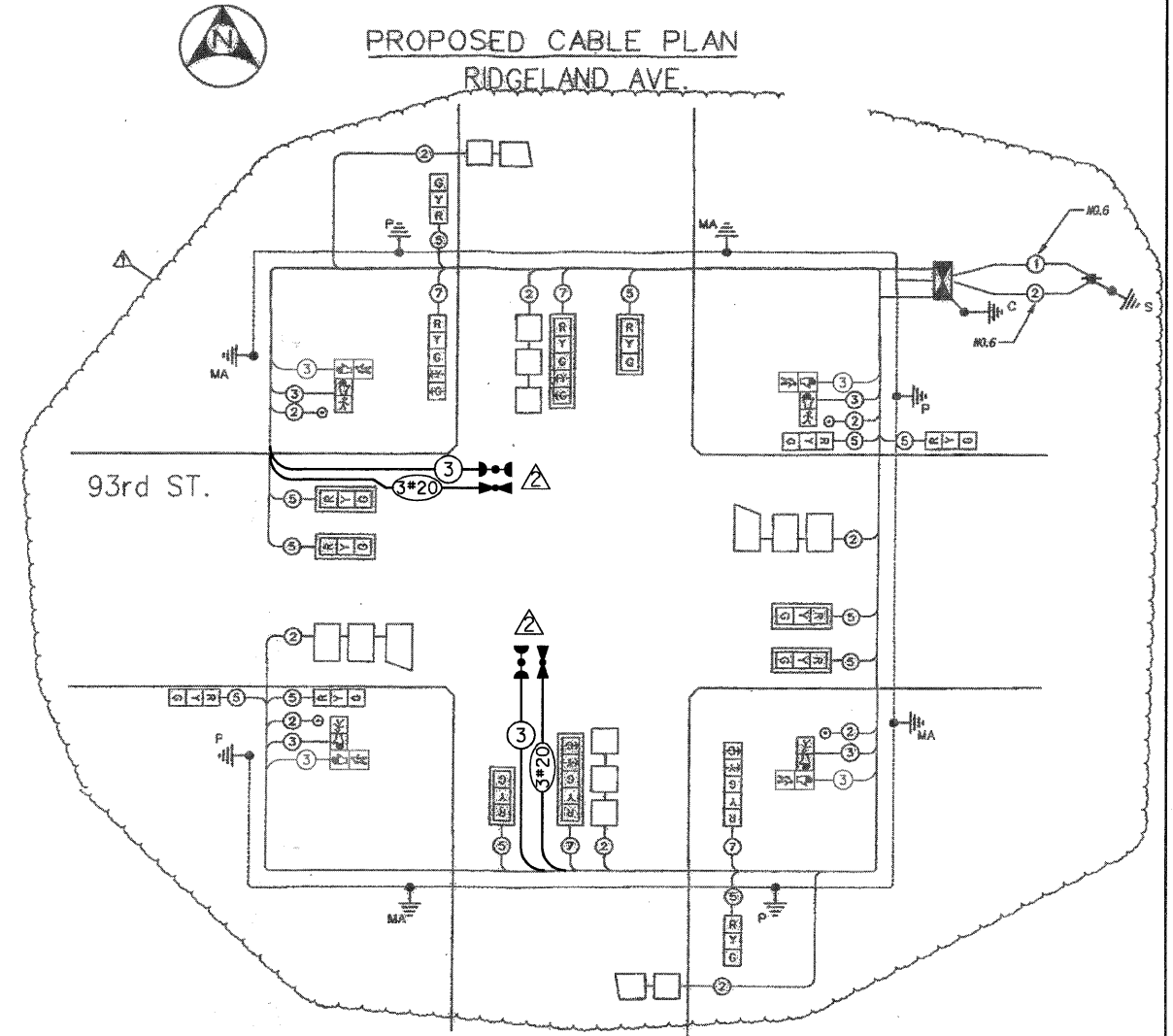
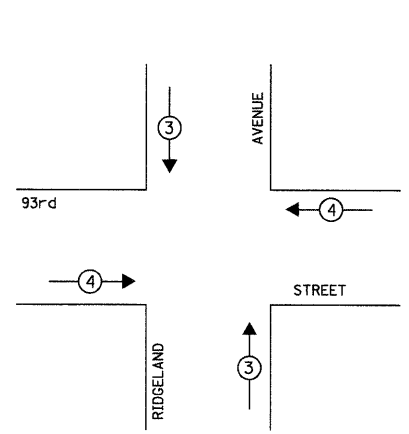


- ### CABLE PLAN LEGEND
- | | |
|-----------------|-----------------|
| EXISTING | PROPOSED |
| | |
| | |
| | |
| | |
| | |
| | |
| | |
| | |
| | |
| | |
| | |
| | |
| | |
| | |
| | |
| | |
| | |
| | |
| | |



EMERGENCY VEHICLE PREEMPTION SEQUENCE



PROPOSED EMERGENCY VEHICLE PREEMPTORS		
EMERGENCY VEHICLE PREEMPTOR	3	4
MOVEMENT	↓ ↑	← →

THE TRAFFIC SIGNAL CONTROL EQUIPMENT FOR THIS PROJECT SHALL BE "ECONOLITE" TO MATCH THE EXISTING ADJACENT SYSTEM.

CARE IS TO BE TAKEN BY THE CONTRACTOR TO AVOID DAMAGE TO THE EXISTING TRAFFIC SIGNAL CONDUIT, DETECTORS, AND EQUIPMENT. THE CONTRACTOR SHALL REPAIR OR REPLACE ANY DAMAGED CONDUIT OR EQUIPMENT AT NO COST TO THE COUNTY OR VILLAGE.

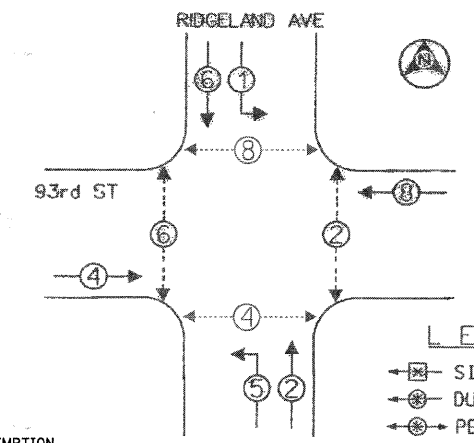
THE EMERGENCY VEHICLE PREEMPTION EQUIPMENT FOR THIS PROJECT SHALL BE "OPTICOM" TO MATCH THE EXISTING SYSTEM AND MUNICIPAL REQUIREMENTS

RESTORATION OF WORK AREA. RESTORATION OF THE TRAFFIC SIGNAL WORK AREA SHALL BE INCIDENTAL TO THE RELATED PAY ITEM SUCH AS FOUNDATION, CONDUIT, HANDHOLE, TRENCH AND BACKFILL, ETC., AND NO EXTRA COMPENSATION SHALL BE ALLOWED. ALL ROADWAY SURFACES SUCH AS SHOULDERS, MEDIANS, SIDEWALKS, PAVEMENT, ETC. SHALL BE REPLACED IN KIND. ALL DAMAGE TO MOWED LAWNS SHALL BE REPLACED WITH AN APPROVED SOD, AND ALL DAMAGE TO UNMOWED FIELDS SHALL BE SEEDED IN ACCORDANCE WITH STANDARD SPECIFICATIONS 252 AND 250 RESPECTIVELY.

SCHEDULE OF QUANTITIES

ITEM	UNIT	TOTAL
MAINTENANCE OF EXISTING TRAFFIC SIGNAL INSTALLATION	EACH	1
ELECTRIC CABLE IN CONDUIT, SIGNAL, NO. 14 3C	FOOT	447
LIGHT DETECTOR	EACH	2
LIGHT DETECTOR AMPLIFIER	EACH	1
MODIFY EXISTING CONTROLLER CABINET	EACH	1
ELECTRIC CABLE IN CONDUIT, NO. 20 3C, TWISTED, SHIELDED	FOOT	447
TRAFFIC CONTROL AND PROTECTION, STANDARD 701701	EACH	1

PROPOSED CONTROLLER SEQUENCE



- ### LEGEND
- SINGLE ENTRY PHASE
 - DUAL ENTRY PHASE
 - PEDESTRIAN PHASE

T.O.T. TRAFFIC SIGNAL INSTALLATION ELECTRICAL SERVICE REQUIREMENTS					TOTAL MATERIAL
TYPE	NO. OF LAMPS	WATTS	LED % OPERATIONS		
SIGNAL (RED)	36	135	12	0.50	136
(YELLOW)	36	135	25	0.25	100
(GREEN)	36	135	15	0.25	60
ARROW	8	135	12	0.10	26
PED. SIGNAL	8	90	25	1.00	200
CONTROLLER	1	100	100	1.00	100
ILLUM. SIGN		84		0.05	
FLASHER				0.50	
TOTAL =				605.6	

ENERGY COSTS TO: VILLAGE OF OAKLAWN
OAK LAWN, ILLINOIS 60453

ENERGY SUPPLY - CONTACT: DONE BROWNFIELD
PHONE: (708) 235-2339
COMPANY: COMED

FOUNDATION (DEPTH)	FT. (m)	CABLE SLACK	FT. (m)	VERTICAL	FT. (m)
TYPE A - POST	4 (1.2)	HANDHOLE	6.5 (2.0)	ALL FOUNDATIONS	3.5 (1.1)
D - CONTROLLER	4 (1.2)	DOUBLE HANDHOLE	13 (4.0)	MAST ARM (L) POLE	20'±L-2'±
E - R ARM POLE	2 (0.6)	SIGNAL POST	2 (0.6)	BRACKET MOUNTED	13 (4.0)
26" (660mm)	10 (3.0)	CONTROLLER CAB.	1 (0.3)	PED. PUSHBUTTON	4 (1.2)
30" (750mm)	15 (4.6)	FIBER OPTIC	13 (4.0)	ELECTRIC SERVICE	13.5 (4.1)
		ELECTRIC SERVICE	1 (0.3)	SERVICE TO GROUND	13.5 (4.1)
		GROUND CABLE	1 (0.3)	POST MOUNTED	6 (1.8)

INSTALLATION OF EMERGENCY VEHICLE PREEMPTION

CHRISTOPHER B. BURKE ENGINEERING LTD.
9575 West Higgins Road, Suite 600
Rosemont, Illinois 60018
(847) 823-0500

PHASE DESIGNATION DIAGRAM

#03-12-6336



METRO TRANSPORTATION GROUP, INC.
TRAFFIC ENGINEERING, TRANSPORTATION PLANNING
AND SIGNAL SYSTEMS/DESIGN
3100 W. HIGGINS ROAD, HOFFMAN ESTATES, IL 60195 PH# 630 213-1000

REVISIONS		
NO.	DATE	DESCRIPTION
1	03/01/05	CONTROLLER RELOCATION
2	6-27-08	CBBEL

CABLE PLAN, PHASE DESIGNATION DIAGRAM AND SCHEDULE OF QUANTITIES
RIDGELAND AVENUE @ 93rd STREET
OAK LAWN, ILLINOIS

FILE NAME: 08_op.dgn SHEET NO.: 8
DATE: Aug. 6, 2004
PROJECT NO.: H0309-19 OF 9

N:\OakLawn\080363\T-Traffic\VEP_Ridgeland-93rd.dgn