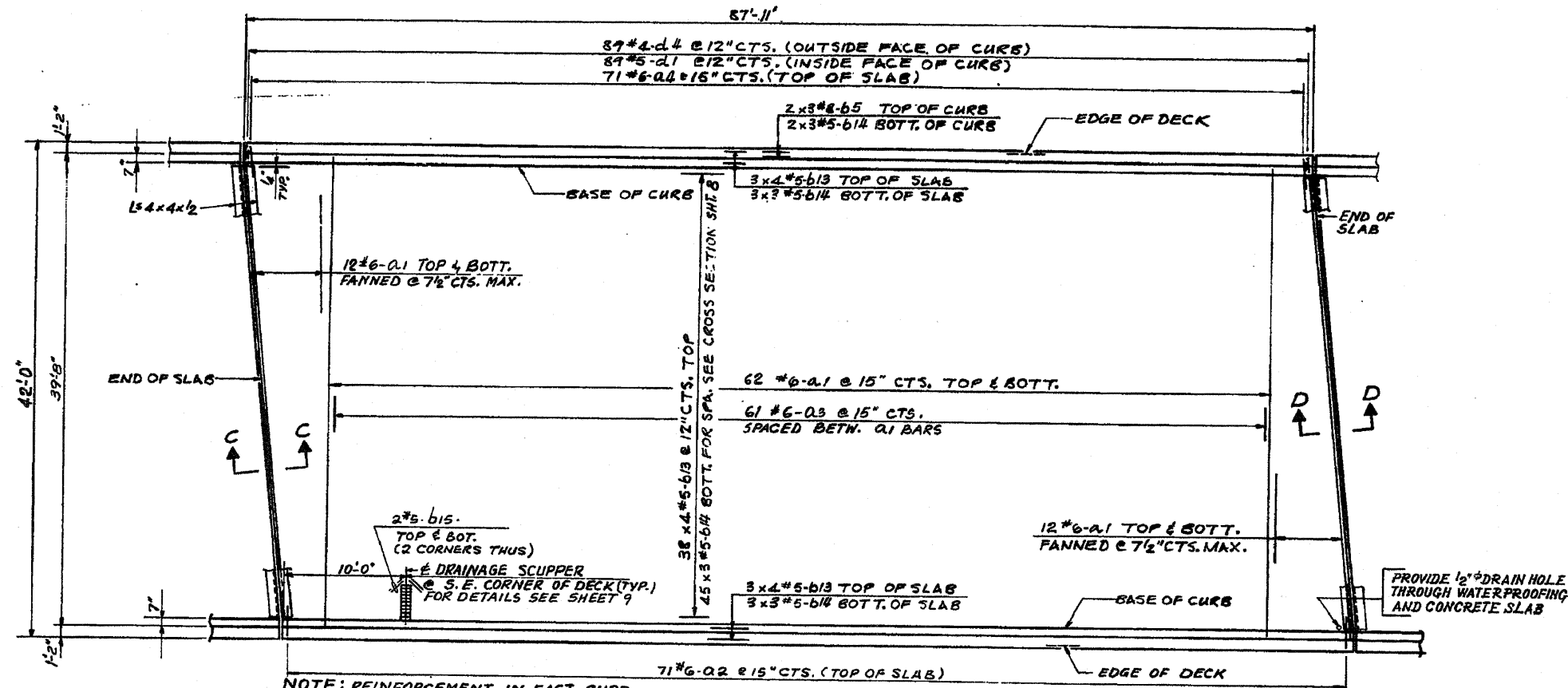


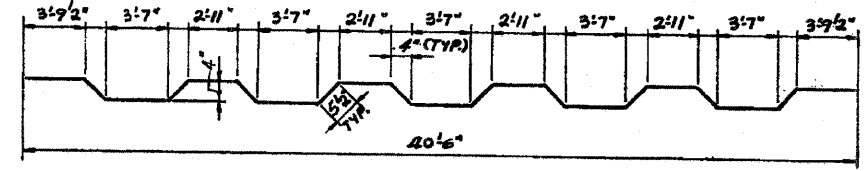
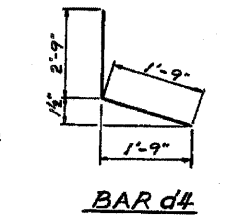
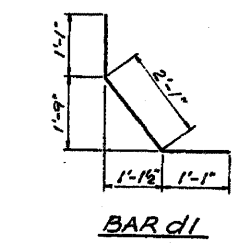
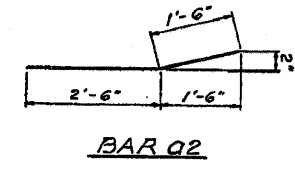
| | | | | |
|---|---------|--------|--------------|-----------|
| F.A. RTE. | SECTION | COUNTY | TOTAL SHEETS | SHEET NO. |
| ... | ... | ... | 14 | 10 |
| STA. | TO STA. | | | |
| FED. ROAD DIST. NO. ILLINOIS FED. AID PROJECT | | | | |

* FAP 5 & FAI 39 (US 20 Bus. & I-39)
 ** Section D2 Bridge Painting 2009-1
 *** Stephenson & Winnebago Counties



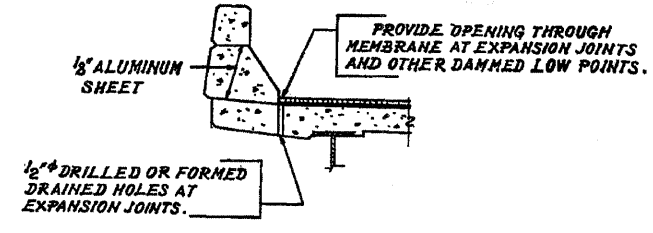
NOTE: REINFORCEMENT IN EAST CURB IS SAME AS IN WEST CURB EXCEPT AS NOTED.

DECK REINFORCEMENT PLAN-SPAN 2
 (S.B. LANES SHOWN-N.B. LANES SIMILAR)



BILL OF MATERIAL

| BAR | NO. REQ'D. | SIZE | LENGTH | SHAPE |
|-------------------------|------------|--------|--------|-------|
| S.B.D. N.B.D. | | | | |
| Q1 | 172 | #6 | 80'-0" | — |
| Q2 | 71 | #6 | 8'-0" | — |
| Q3 | 61 | #6 | 41'-9" | — |
| Q4 | 71 | #6 | 4'-0" | — |
| b5 | 12 | #8 | 30'-9" | — |
| d13 | 176 | #5 | 23'-0" | — |
| d14 | 165 | #5 | 30'-3" | — |
| d15 | 8 | #5 | 3'-0" | — |
| d1 | 178 | #5 | 4'-3" | — |
| d4 | 178 | #4 | 4'-6" | L |
| ITEM UNIT S.B.D. N.B.D. | | | | |
| CLASS 'X' CONCRETE | CU/YD | 183.6 | 183.0 | |
| REINF. BARS | LBS. | 26,775 | 26,775 | |



SECTION AT CURB

NOTES:
 ALL BAR DIMENSIONS ARE OUT TO OUT.
 ALL EDGES SHALL HAVE STANDARD 3/4" CHAMFERS, EXCEPT AS NOTED OTHERWISE.
 BARS INDICATED THUS: 38 x 4 #5-b ETC., INDICATE 38 LINES OF BARS WITH 4 BAR LENGTHS PER LINE.
 PARAPET REINFORCEMENT AND CLASS 'X' CONCRETE ARE BILLED ON SHEET 10.
 FOR DECK DETAILS, SEE SHEET 8.
 FOR HANDRAIL DETAILS, SEE SHEET 10.
 FOR DRAINAGE DETAILS, SEE SHEET 9.

Existing Plans SN 101-0142, 0143 FOR INFORMATION ONLY