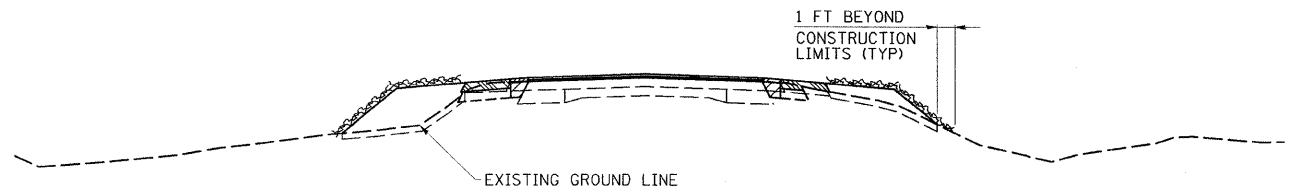


FAP RTE	SECTION	COUNTY	TOTAL SHEETS	SHEET NO.
FAP	16BR-31B-1	CLAY	109	36
STA.	TO STA.			
FED. ROAD DIST. NO.	ILLINOIS	FED. AID PROJECT		

SEEDING & MULCHING



GENERAL NOTES

--- INDICATES LIMITS OF SEEDING AND MULCHING

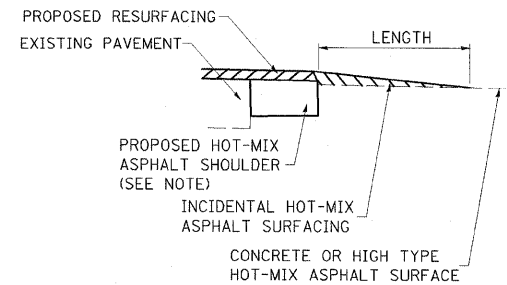
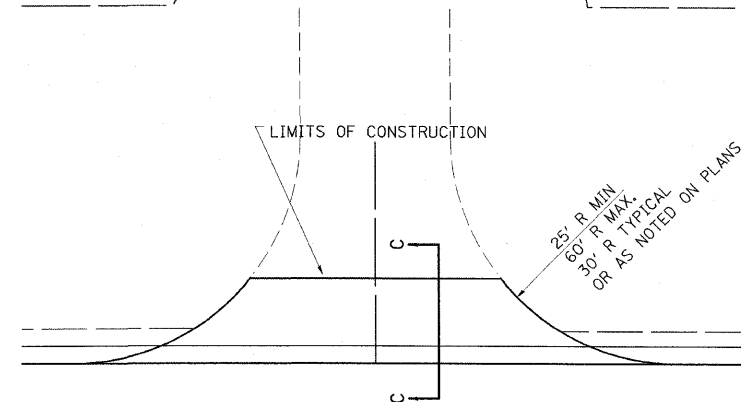
IN GENERAL, ALL EARTH SURFACES DISTURBED DURING CONSTRUCTION OPERATIONS SHALL BE SEEDED AND MULCHED UPON COMPLETION OF ALL GRADING OPERATIONS.

FERTILIZER NUTRIENTS AND LIMESTONE SHALL BE APPLIED TO ALL SEEDED AREAS.

THE RATES OF APPLICATION OF FERTILIZER, MULCH AND LIMESTONE SHALL BE AS SPECIFIED IN THE SPECIAL PROVISIONS.

SECTIONS 250 AND 251 OF THE STANDARD SPECIFICATIONS SHALL GOVERN THIS WORK EXCEPT AS SPECIFIED HEREIN OR AS NOTED IN THE SPECIAL PROVISIONS.

PUBLIC ROAD APPROACH



SECTION C-C

NOTES

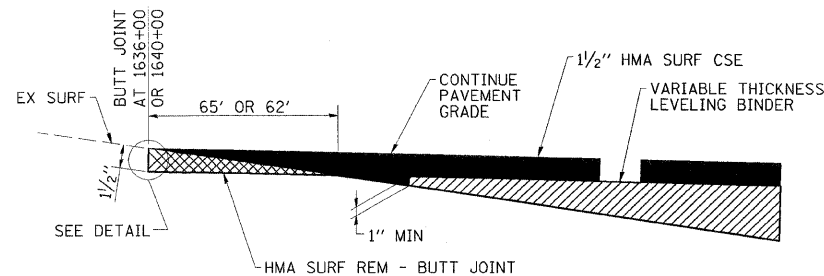
LENGTH = 10' UNLESS OTHERWISE NOTED ON PLANS

THE THICKNESS OF THE HOT-MIX ASPHALT SHOULDERS THROUGH COMMERCIAL ENTRANCES (HOT-MIX ASPHALT) AND PUBLIC ROADS SHALL BE 10". THE COST OF THE EXTRA THICKNESS SHALL BE INCLUDED WITH THE HOT-MIX ASPHALT SHOULDERS PAY ITEM.

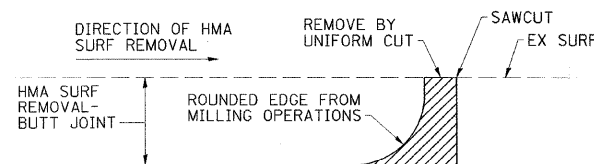
HOT-MIX ASPHALT SHOULDERS SHALL NOT BE CONSTRUCTED THROUGH A PCC ENTRANCE OR PCC PUBLIC ROAD APPROACH.

THE COST OF EXCAVATION IS INCLUDED IN THE PAY ITEM INCIDENTAL HOT-MIX ASPHALT SURFACING.

THE COST OF THE BITUMINOUS MATERIALS AND AGGREGATE (PRIME COAT) FOR ENTRANCES AND PUBLIC ROAD APPROACHES SHALL BE INCLUDED IN THE PAY ITEM INCIDENTAL HOT-MIX ASPHALT SURFACING.



**TYPICAL BUTT JOINT SECTION
SN 013-2010**



DETAIL AT BUTT JOINT

NOTE: WHEN MILLING OPERATIONS PRODUCE A ROUNDED EDGE, THEN A SAWCUT SHALL BE USED TO MANUFACTURE A PERPENDICULAR EDGE AS SHOWN IN THE DETAIL. THE COST OF ALL WORK SHOWN IN THE DETAIL IS INCLUDED IN HOT-MIX ASPHALT SURFACE REMOVAL - BUTT JOINT. THE ENGINEER SHALL BE THE SOLE JUDGE CONCERNING THE USE OF THIS DETAIL.

SIDE	STATION	TYPE	INCIDENTAL HOT-MIX ASPHALT SURFACING	
			TON	AGGREGATE SURFACE COURSE, TYPE B
LT	1639+15	PRA	4	

FE=FIELD ENTRANCE
PE=PRIVATE ENTRANCE
CE=COMMERCIAL ENTRANCE
PRA - PUBLIC ROAD APPROACH
MBT - MAILBOX TURNOUT

MISCELLANEOUS DETAILS
US 45 OVER BRANCH OF ELM CREEK
FAP RTE 328 - SECTION (6BR-3)B-1
CLAY COUNTY
STATION 1638+03.20
STRUCTURE NO. 013-2010

ESCA
CONSULTANTS, INC.

DESIGNED BY:	DAJ	04/08
DRAWN BY:	HAS	04/08
CHECKED BY:	MTD	05/08
APPROVED BY:	RDP	08/08