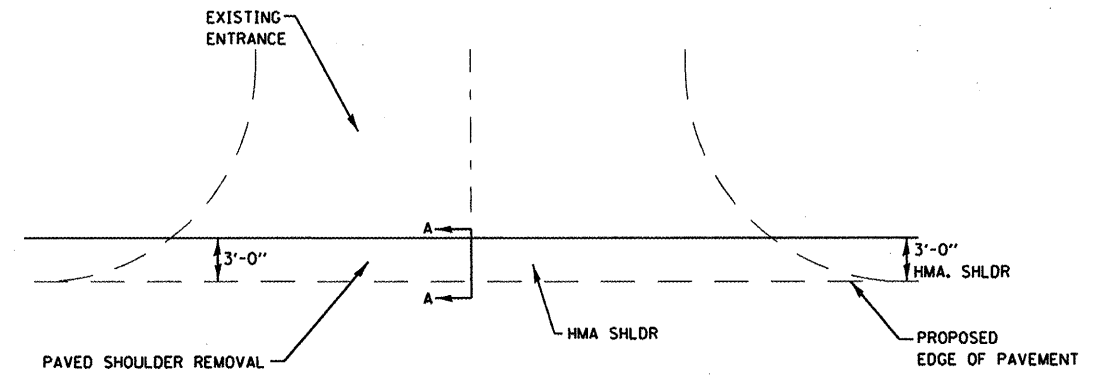
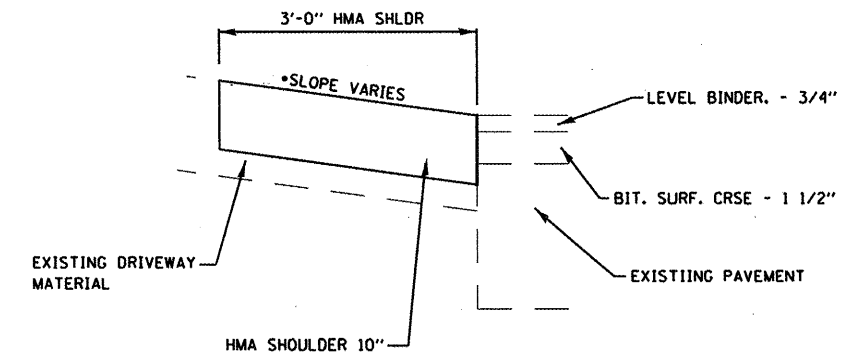


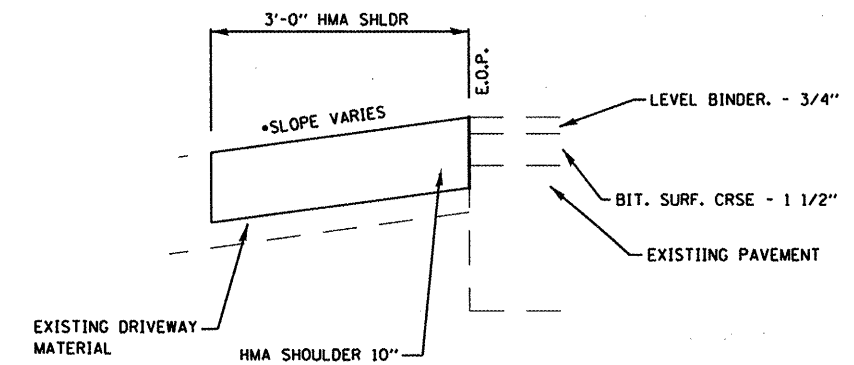
**END HMA SHOULDERS AT SIDEROAD RADIUS AS DIRECTED BY RESIDENT ENGINEER



ENTRANCE DETAIL
PLAN VIEW



ENTRANCE DETAIL
SECTION A-A W/ POSITIVE SLOPE



ENTRANCE DETAIL
SECTION A-A W/ NEGATIVE SLOPE

*TIE INTO EXISTING

FILE NAME =	USER NAME = #USER#	DESIGNED -	REVISED -
#FILE#		DRAWN -	REVISED -
	PLOT SCALE = #SCALE#	CHECKED -	REVISED -
	PLOT DATE = #DATE#	DATE -	REVISED -

STATE OF ILLINOIS
DEPARTMENT OF TRANSPORTATION

DETAILS

SCALE: SHEET NO. OF SHEETS STA. TO STA.

F.A.S. RTE.	SECTION	COUNTY	TOTAL SHEETS	SHEET NO.
747	(58,59)	JERSEY	9	9
CONTRACT NO. 76C30				
FED. ROAD DIST. NO. ILLINOIS FED. AID PROJECT				