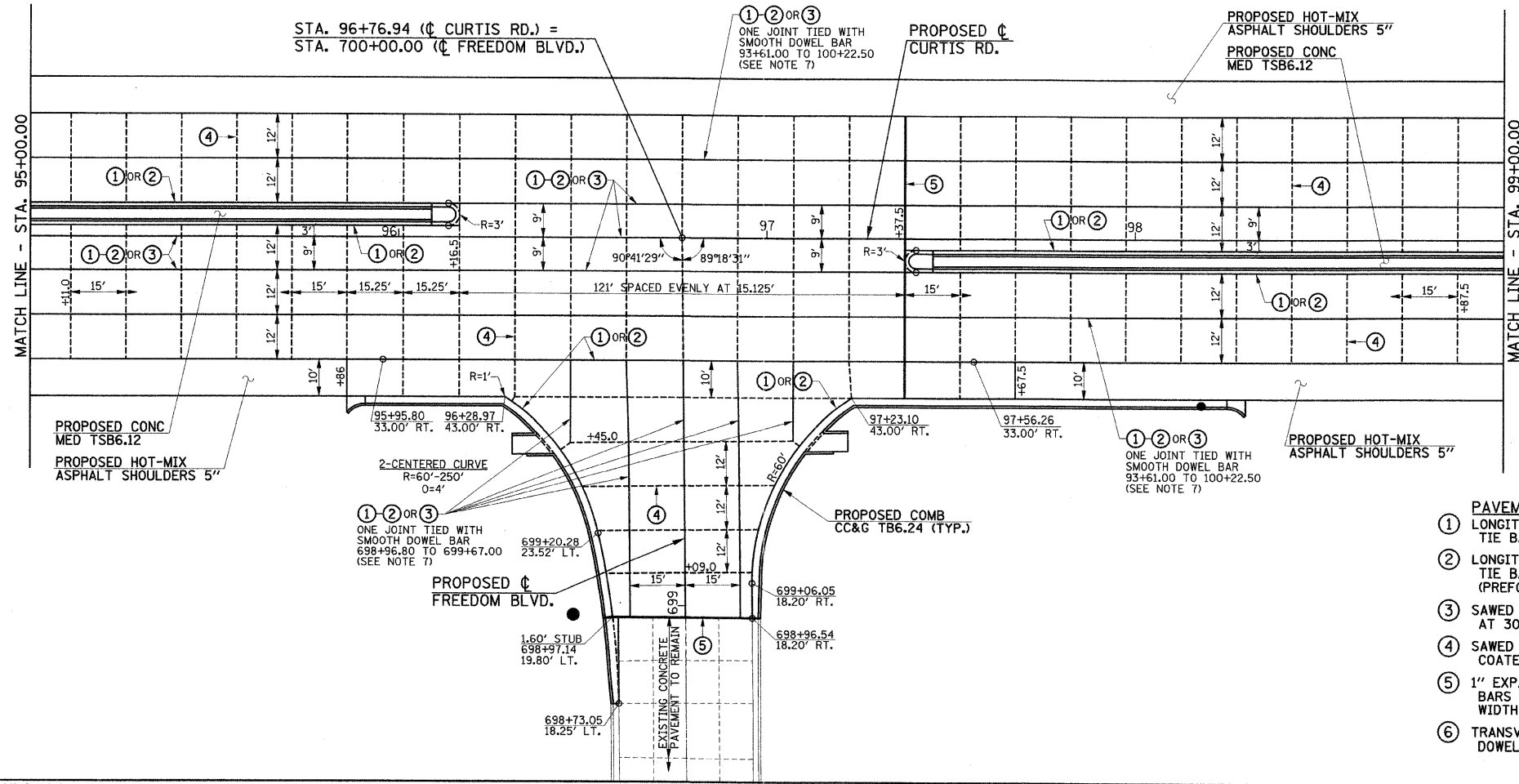
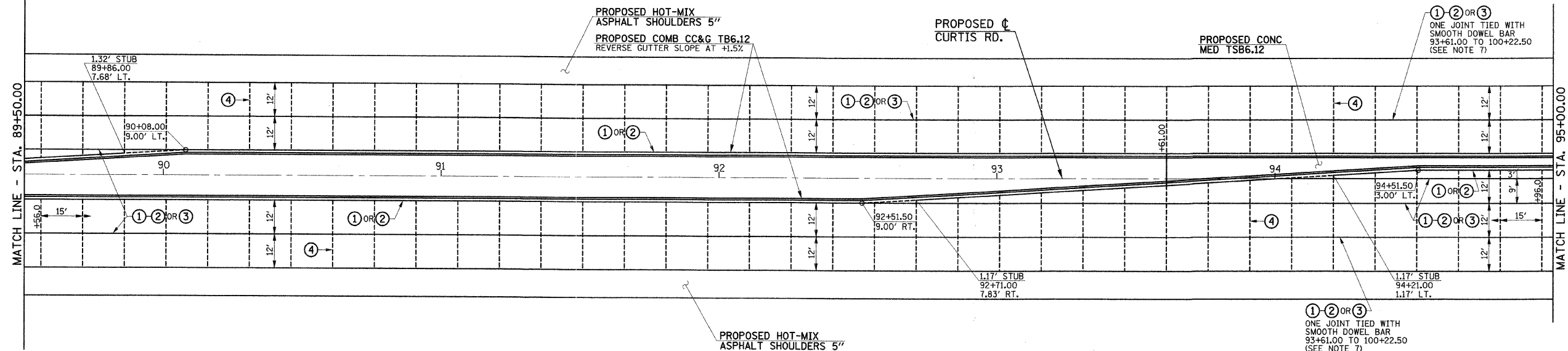
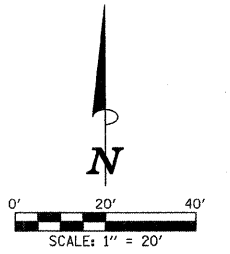


F.A.P. RTE.	SECTION	COUNTY	TOTAL SHEETS	SHEET NO.
807	00-00374-01-PV	CHAMPAIGN	242	97
STA. 89+50.00		TO STA. 99+00.00		
ILLINOIS F.A. PROJ. NO. RS-HPP-1805(001)				
CONTRACT NO. 91368				



NOTES

1. THE CURB AND GUTTER SHALL NOT BE POURED MONOLITHIC WITH THE P.C. CONCRETE PAVEMENT EXCEPT AT THE STUB LOCATIONS SHOWN ON THE PLANS. TIE BARS BETWEEN THE PAVEMENT AND THE CURB AND GUTTER WILL BE REQUIRED. THE COST OF ADDITIONAL GUTTER FLAG WIDTH WILL BE PAID FOR AT THE CONTRACT UNIT PRICE PER SQUARE YARD FOR THE SPECIFIED TYPE OF P.C. CONCRETE PAVEMENT.
2. ALL SAWS TRANSVERSE CONTRACTION JOINTS AND TRANSVERSE EXPANSION JOINTS IN THE P.C. CONCRETE PAVEMENT MUST EXTEND THROUGH THE COMBINATION CONCRETE CURB AND GUTTER.
3. SAWS TRANSVERSE CONTRACTION JOINTS SHALL BE PLACED AT 15 FOOT CENTERS MAXIMUM IN THE P.C. CONCRETE PAVEMENT OR AS DIRECTED BY THE ENGINEER (STD. 420001), ALL DOWEL BARS 18" LONG AT 12" CENTERS SHALL BE CENTERED ACROSS THE CONTRACTION JOINTS. THE DOWEL BARS SHALL BE 1 1/2" DIAMETER FOR THE 8" THICK PAVEMENTS.
4. TRANSVERSE CONSTRUCTION JOINTS SHALL MATCH THE LOCATION OF THE SAWS TRANSVERSE JOINTS OR EXPANSION JOINTS SHOWN ON THE PAVEMENT JOINTING PLANS AND SHALL BE AS SHOWN ON STANDARDS 420101 AND 420106. TRANSVERSE CONSTRUCTION JOINTS SHALL NOT BE PLACED LESS THAN 15 FEET FROM A STAGE CONSTRUCTION LIMIT. THE CONSTRUCTION JOINTS THAT COINCIDE WITH CONTRACTION JOINTS SHALL HAVE SMOOTH EPOXY COATED DOWEL BARS 1 1/2" DIAMETER, 18" LONG PLACED AT 12" SPACINGS AND CENTERED ACROSS THE JOINT. CONSTRUCTION JOINTS THAT COINCIDE WITH EXPANSION JOINTS SHALL BE DOWELED AS SHOWN ON STANDARD 420001.
5. TRANSVERSE CONSTRUCTION JOINTS SHALL BE CONSTRUCTED IN ACCORDANCE WITH THE APPLICABLE PORTIONS OF SECTION 420 OF THE STANDARD SPECIFICATIONS. THE COST OF FURNISHING AND INSTALLING THE TRANSVERSE CONSTRUCTION JOINTS, INCLUDING DRILLING AND GROUTING, WILL NOT BE PAID FOR SEPARATELY BUT SHALL BE CONSIDERED INCLUDED IN THE COST OF THE VARIOUS CURB AND GUTTER AND/OR PAVEMENT PAY ITEMS AND NO ADDITIONAL COMPENSATION WILL BE ALLOWED.
6. TRANSVERSE EXPANSION JOINTS SHALL BE CONSTRUCTED IN ACCORDANCE WITH STANDARD 420001 EXCEPT THAT THE WIDTH OF THE EXPANSION JOINTS SHALL BE 1" MAXIMUM.
7. WHEN LONGITUDINAL CONSTRUCTION JOINTS ARE CONSTRUCTED IN THE PAVEMENT, THE JOINTS SHALL BE TIED WITH NO. 6 EPOXY COATED TIE BARS SPACED AT 24" CENTERS AS SHOWN ON STANDARD 420001, WHERE THE PAVEMENT WIDTH IS 60 FEET OR GREATER ONE OF THE LONGITUDINAL JOINTS SHALL BE TIED WITH A SMOOTH DOWEL BAR TO PREVENT LONGITUDINAL CRACKING. SEE THE PAVEMENT JOINTING PLANS FOR ADDITIONAL INFORMATION.
8. THE CENTERLINE LONGITUDINAL JOINT WILL NOT BE REQUIRED IN AREAS WHERE THE CENTER PAVEMENT SLAB CAN BE CONSTRUCTED FULL WIDTH. THE MAXIMUM PERMISSIBLE WIDTH OF THE CENTER SLAB IS 12 FEET.
9. ALL SAWS JOINTS IN THE P.C. CONCRETE PAVEMENT AND THE COMBINATION CONCRETE CURB AND GUTTER SHALL BE SEALED WITH A JOINT SEALER MEETING THE REQUIREMENTS OF ARTICLES 420.02 AND 606.02 OF THE STANDARD SPECIFICATIONS.
10. SEE STANDARD 420111 FOR CONSTRUCTION DETAILS WHERE INLETS OR MANHOLES ARE LOCATED WITHIN THE PAVEMENT AREA.
11. THE PROPOSED CONCRETE MEDIANS SHALL BE TIED TO THE PAVEMENT WITH TIE BARS AS SHOWN ON THE TYPICAL SECTIONS. THE USE OF KEYS JOINTS WILL NOT BE ALLOWED.

LEGEND

- PROPOSED 1" EXPANSION JOINTS
- PROPOSED LONGITUDINAL JOINTS
- - - PROPOSED TRANSVERSE CONTRACTION JOINTS
- STAGE CONSTRUCTION LIMITS
- PROPOSED INLETS
- PROPOSED MANHOLES

PAVEMENT JOINT KEY

- 1 LONGITUDINAL CONSTRUCTION JOINT WITH NO. 6 x 30" EPOXY COATED TIE BARS AT 24" CENTERS FORMED IN PLACE (STD. 420001)
- 2 LONGITUDINAL CONSTRUCTION JOINT WITH NO. 6 x 24" EPOXY COATED TIE BARS AT 24" CENTERS DRILLED AND GROUTED IN PLACE (STD. 420001) (PERFORMED HOLES WITH GROUTED TIE BARS WILL NOT BE ALLOWED)
- 3 SAWS LONGITUDINAL JOINT WITH NO. 6 x 30" EPOXY COATED TIE BARS AT 30" CENTERS (STD. 420001)
- 4 SAWS TRANSVERSE CONTRACTION JOINT WITH 1 1/2" DIA. x 18" EPOXY COATED DOWEL BARS AT 12" CENTERS (STD. 420001)
- 5 1" EXPANSION JOINT WITH 1 1/2" DIA. x 18" EPOXY COATED DOWEL BARS AT 12" CENTERS (STD. 420001) (NOTE : EXPANSION JOINT WIDTH MODIFIED FROM STD. 420001)
- 6 TRANSVERSE CONSTRUCTION JOINT WITH 1 1/2" DIA. x 18" EPOXY COATED DOWEL BARS AT 12" CENTERS (STD. 420001)

ILLINOIS DEPARTMENT OF TRANSPORTATION

**CURTIS ROAD
PAVEMENT JOINT PLANS**

DATE : 10-08
DRAWN BY : J.L.B.
CHECKED BY : R.L.H.
SCALE : 1"=20'