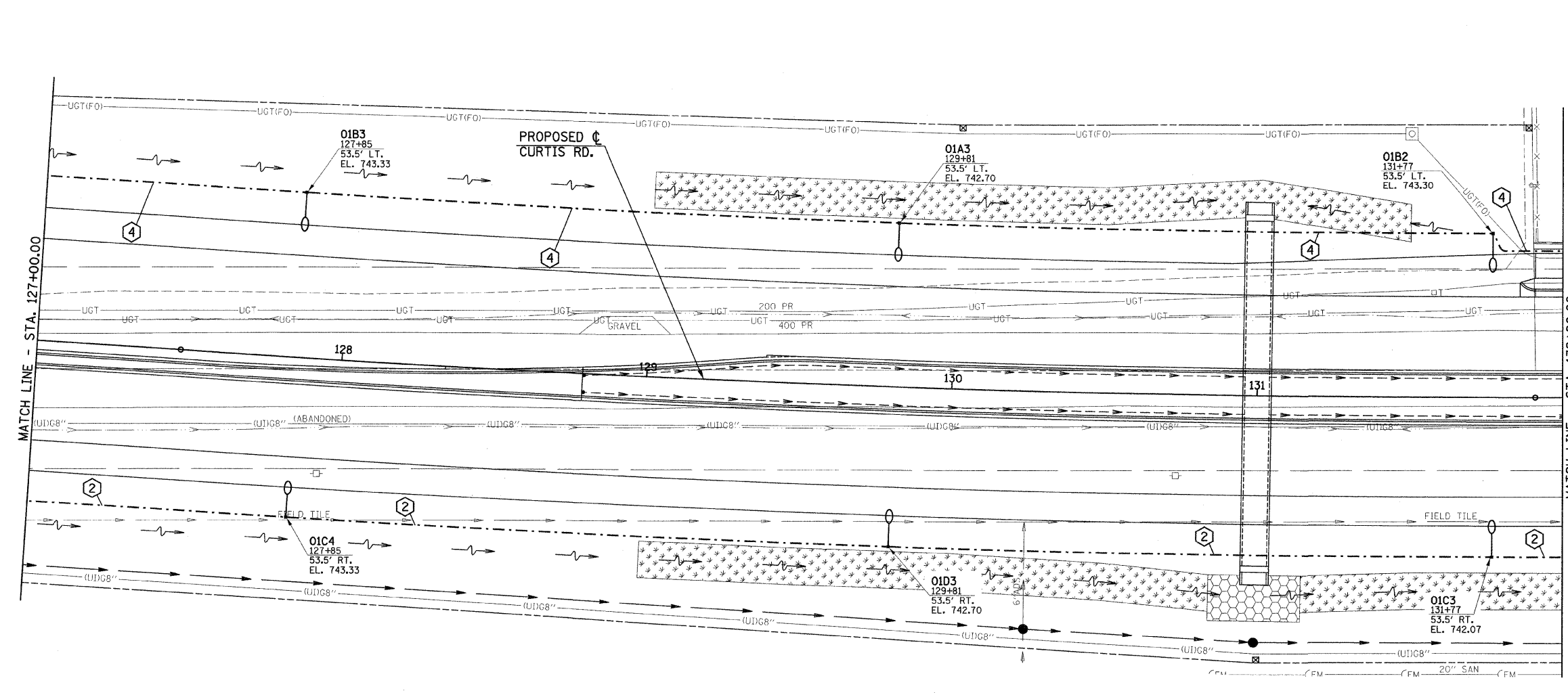
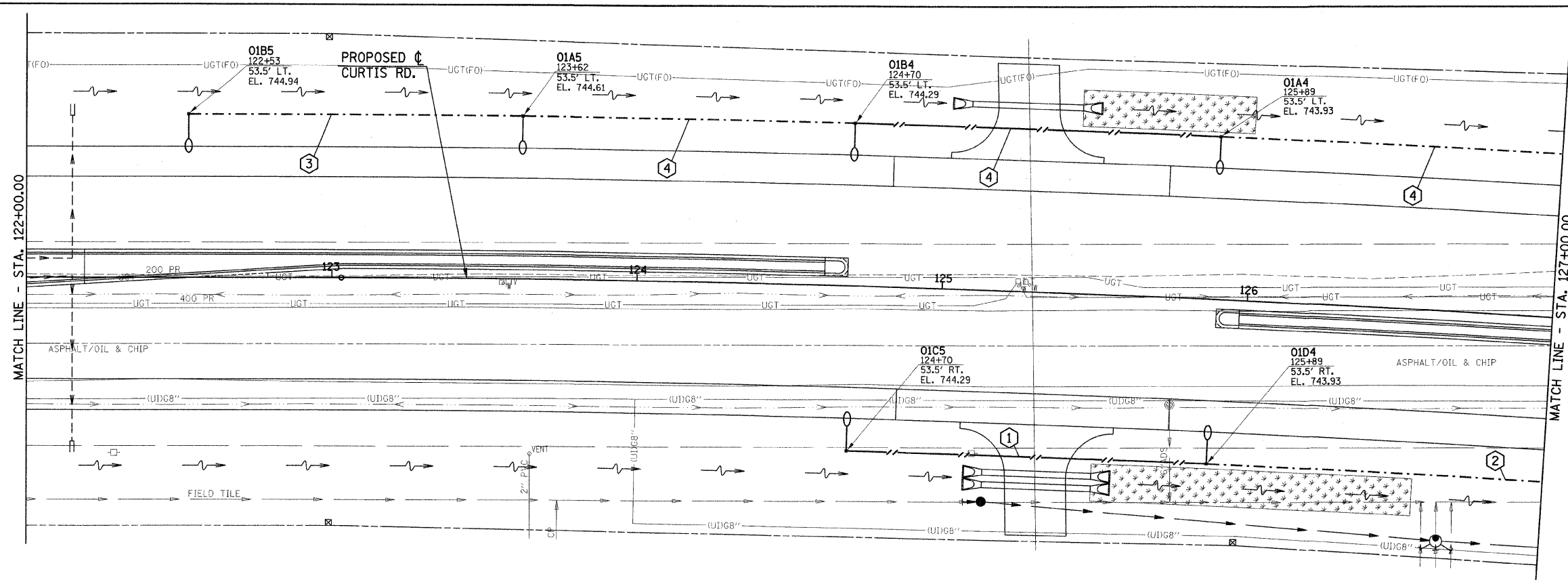
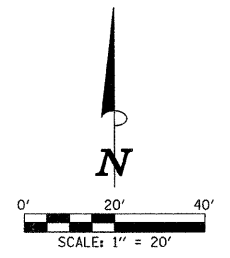


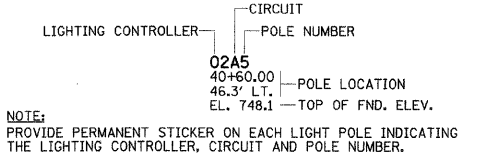
F.A.P. RTE.	SECTION	COUNTY	TOTAL SHEETS	SHEET NO.
807	00-00374-01-PV	CHAMPAIGN	242	142
STA. 122+00.00		TO STA. 132+00.00		
ILLINOIS		F.A. PROJ. NO. RS-HPP-1805(000)		
CONTRACT NO. 91368				



ROADWAY LIGHTING LEGEND

- ☐ PROPOSED TRAFFIC SIGNAL HANDHOLE. (SEE TRAFFIC SIGNAL PLANS FOR LOCATION)
- ⊕ PROPOSED 250W HPS LUMINAIRE, WITH M-C-III DISTRIBUTION, WITH 15' TRUSS ARM MOUNTED ON 35' TRAFFIC SIGNAL MAST ARM POLE. TRUSS ARM ORIENTATION SHALL BE AS INDICATED ON PLANS. TRUSS ARM, POLE, AND POLE FOUNDATION TO BE PROVIDED AND INSTALLED AS PART OF THE TRAFFIC SIGNAL INSTALLATION. COORDINATE LUMINAIRE INSTALLATION WITH POLE AND SIGNAL INSTALLATION.
- ☒ PROPOSED TRAFFIC SIGNAL CONTROLLER CABINET.
- ⊗ PROPOSED LIGHTING CONTROLLER (X INDICATES CONTROLLER #).
- ⊙ PROPOSED 250W HPS LUMINAIRE, WITH M-C-III DISTRIBUTION, WITH 8' MAST ARM MOUNTED ON 35' POLE, WITH AUGERED STEEL FOUNDATION.
- ⊖ PROPOSED 250W HPS LUMINAIRE, WITH M-C-III DISTRIBUTION, WITH 8' MAST ARM MOUNTED ON 35' POLE, WITH CONCRETE FOUNDATION. (SEE NOTE 13)
- ☐ PROPOSED JUNCTION BOX, SPECIAL. ALL JUNCTION BOXES SHALL BE 12"W x 12"L x 12"D UNLESS OTHERWISE NOTED.
- PROPOSED PVC CONDUIT (SCH. 80), AUGERED. SEE CONDUIT/CABLE SCHEDULE FOR QUANTITIES. (SEE NOTE 14)
- - - PROPOSED PVC CONDUIT (SCH. 40) IN TRENCH. SEE CONDUIT/CABLE SCHEDULE FOR QUANTITIES

CIRCUIT DESIGNATION SCHEME



CONDUIT/CABLE SCHEDULE

- ① (1) 2" PVC CONDUIT WITH 2-#8, 1-#8 GND.
- ② (1) 2" PVC CONDUIT WITH 4-#8, 1-#8 GND.
- ③ (1) 2" PVC CONDUIT WITH 2-#6, 1-#6 GND.
- ④ (1) 2" PVC CONDUIT WITH 4-#6, 1-#6 GND.

ILLINOIS DEPARTMENT OF TRANSPORTATION
**CURTIS ROAD
ROADWAY LIGHTING PLANS**

DATE : 10-08
DRAWN BY : RJS/JAJ
CHECKED BY : JUF
SCALE : 1"=20'