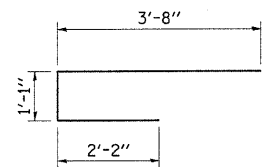
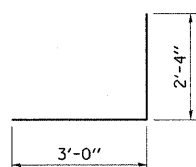


BILL OF MATERIAL

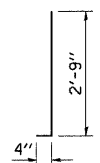
BAR	NUMBER OF BARS		TOTAL	SIZE	LENGTH	SHAPE
	STAGE I	STAGE II				
a2(E)	18		18	#7	25'-0"	—
a3(E)	20	20	40	#6	7'-6"	—
a4(E)		18	18	#7	20'-7"	—
a5(E)	10		10	#6	5'-9"	—
d(E)	11	11	22	#5	3'-1"	┘
d1(E)	11	11	22	#5	5'-4"	┘
d2(E)	11	11	22	#4	2'-1"	┘
h2(E)	8		8	#6	24'-1"	—
h3(E)		8	8	#6	19'-8"	—
x1(E)	90	70	160	#6	6'-11"	┘
CONCRETE REMOVAL				CU. YD.	23.0	
REINFORCEMENT BARS (EPOXY COATED)				POUND	4630	
CONCRETE SUPERSTRUCTURE				CU. YD.	23.0	



Bar x1(E)



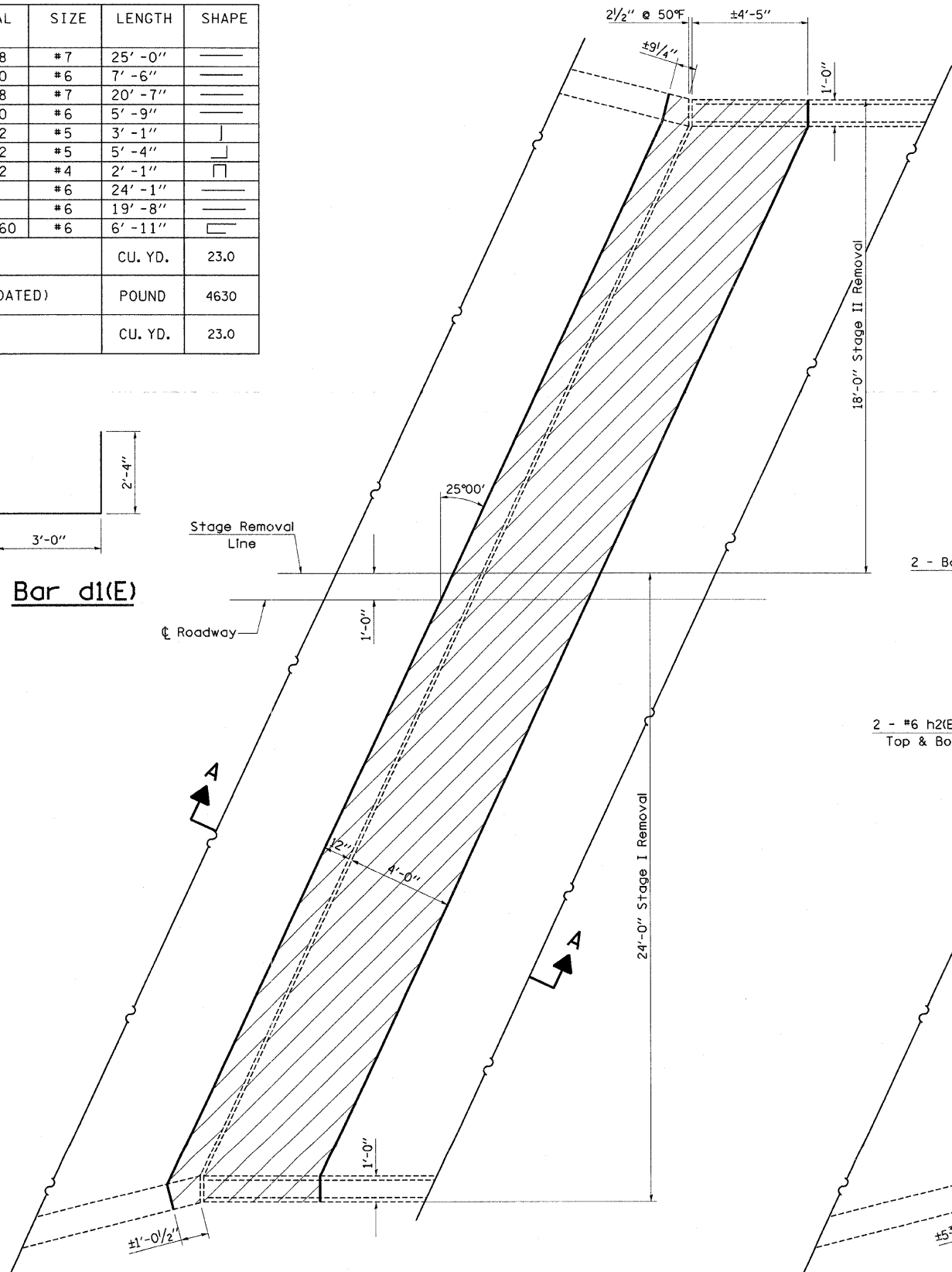
Bar d1(E)



Bar d(E)

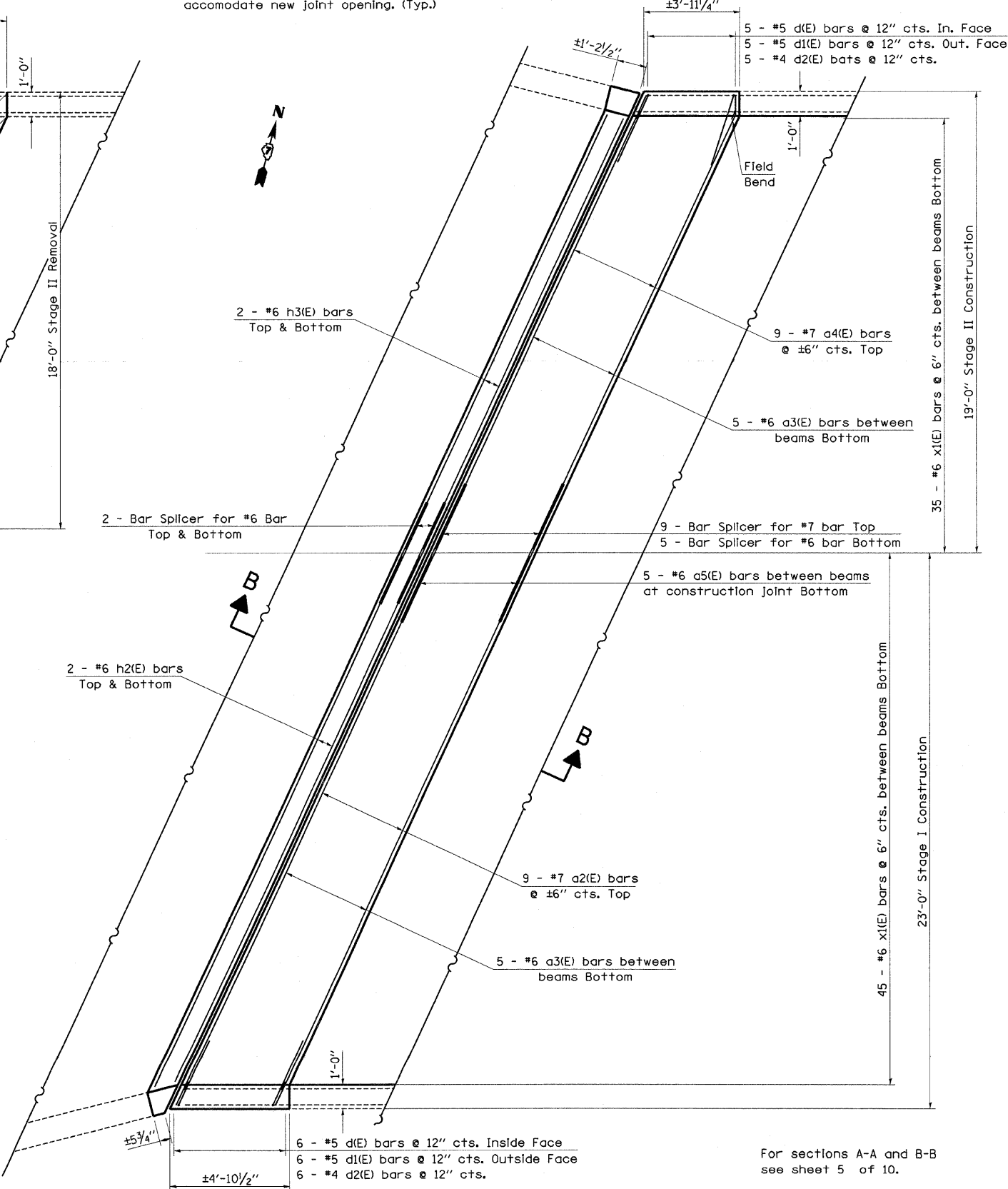


Bar d2(E)



EXISTING PARTIAL PLAN
(West Abutment shown; East Abutment similar)

Note: Trim existing joint reinforcement to accommodate new joint opening. (Typ.)



PROPOSED PARTIAL PLAN
(West Abutment shown; East Abutment similar)

For sections A-A and B-B see sheet 5 of 10.

FILE NAME =	USER NAME = swartzrw
PROJECT WORK \PWIDOT\SWARTZRW\dms36208\the	design\94993.dgn
PLOT SCALE = 20,0000 ' / IN.	
PLOT DATE = 10/17/2009	

DESIGNED -	REVISD -
DRAWN -	REVISD -
CHECKED -	REVISD -
DATE -	REVISD -

STATE OF ILLINOIS
DEPARTMENT OF TRANSPORTATION

EXPANSION JOINT REPLACEMENT DETAILS
SN 026-0005 (EB)

SCALE: N/A SHEET NO. 3 OF 10 SHEETS STA. TO STA.

F.A.I. RTE.	SECTION	COUNTY	TOTAL SHEETS	SHEET NO.
70	D-7 BRIDGE DECK REPAIRS	FAYETTE	59	26
FED. ROAD DIST. NO. ILLINOIS FED. AID PROJECT			CONTRACT NO. 94993	

SHEET NO. 3
10 SHEETS