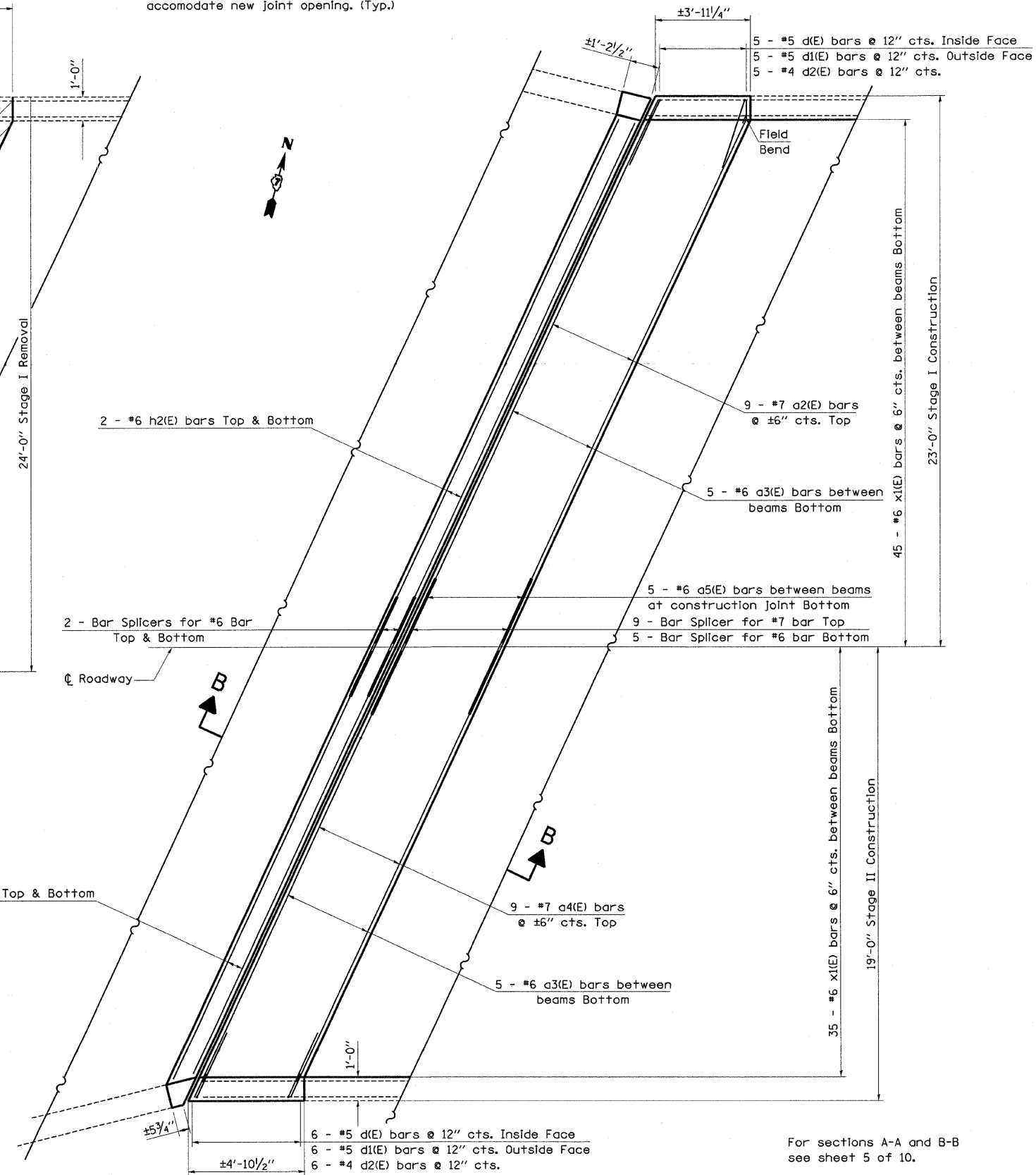
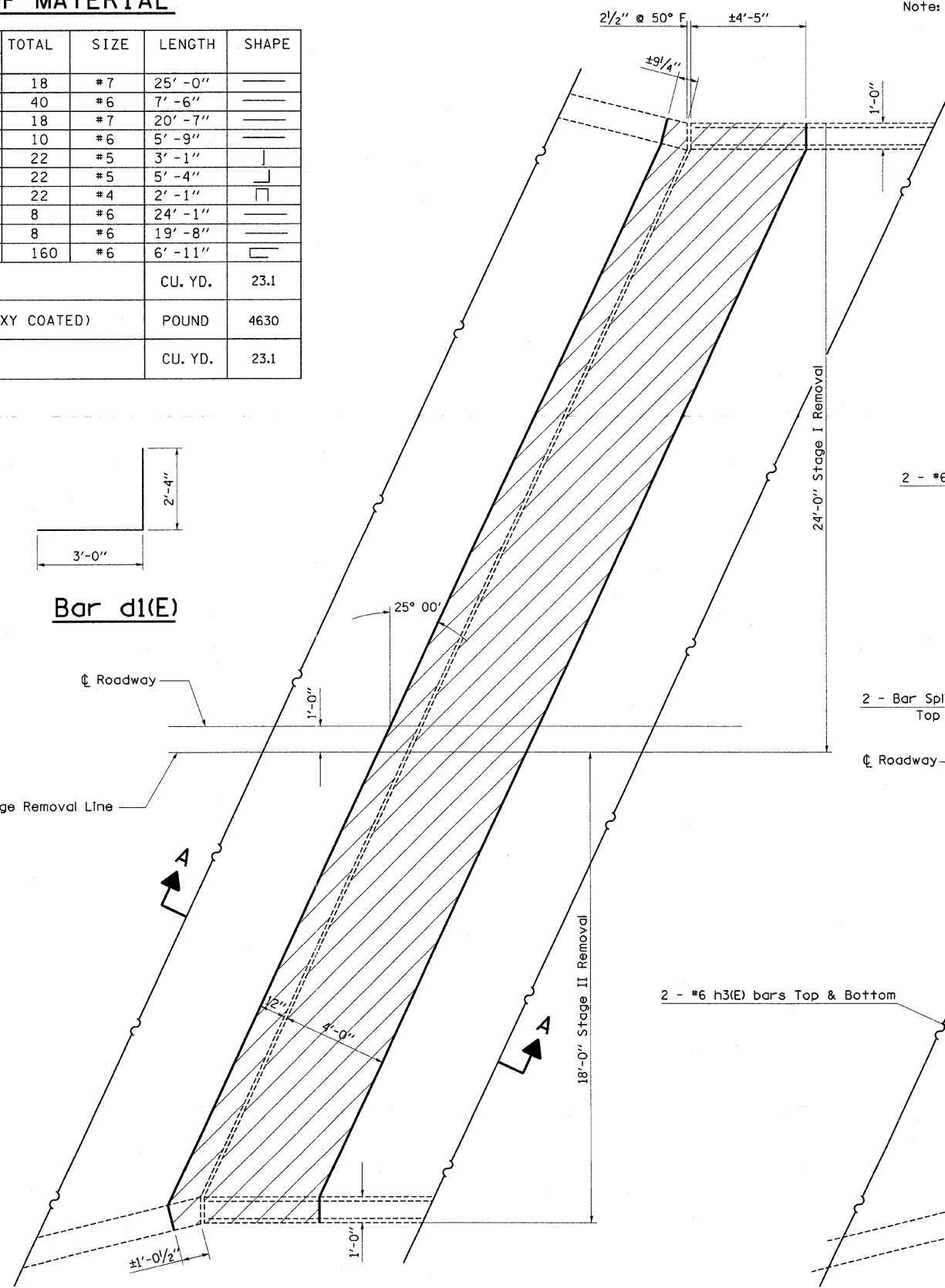
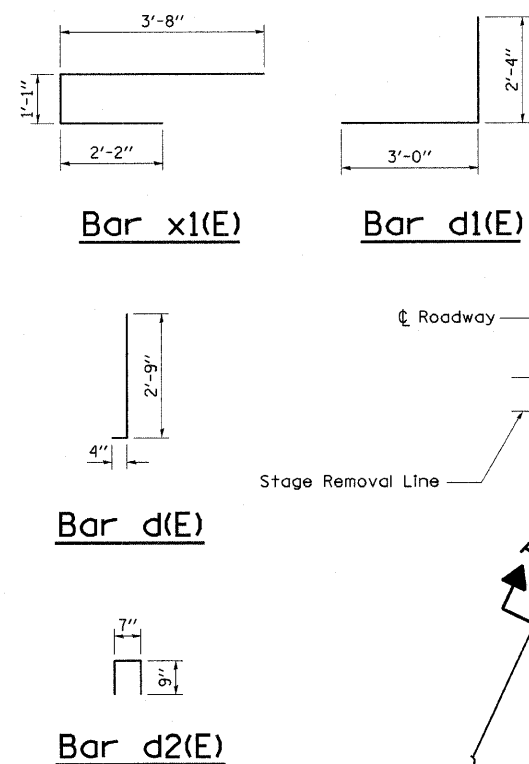


BILL OF MATERIAL

BAR	NUMBER OF BARS		TOTAL	SIZE	LENGTH	SHAPE
	STAGE I	STAGE II				
a2(E)	18		18	#7	25'-0"	—
a3(E)	20	20	40	#6	7'-6"	—
a4(E)		18	18	#7	20'-7"	—
a5(E)	10		10	#6	5'-9"	—
d(E)	11	11	22	#5	3'-1"	┘
d1(E)	11	11	22	#5	5'-4"	┘
d2(E)	11	11	22	#4	2'-1"	┘
h2(E)	8		8	#6	24'-1"	—
h3(E)		8	8	#6	19'-8"	—
x1(E)	90	70	160	#6	6'-11"	┘
CONCRETE REMOVAL					CU. YD.	23.1
REINFORCEMENT BARS (EPOXY COATED)					POUND	4630
CONCRETE SUPERSTRUCTURE					CU. YD.	23.1

Note: Trim existing joint reinforcement to accommodate new joint opening. (Typ.)



For sections A-A and B-B see sheet 5 of 10.

FILE NAME = ... USER NAME = swartzrw ...
 PLOT SCALE = 20,000' / IN.
 PLOT DATE = 10/17/2008

DESIGNED - ...
 DRAWN - ...
 CHECKED - ...
 DATE - ...

STATE OF ILLINOIS
 DEPARTMENT OF TRANSPORTATION

EXPANSION JOINT REPLACEMENT DETAILS
 SN 026-0006 (WB)
 SCALE: N/A SHEET NO. 4 OF 10 SHEETS STA. TO STA.

F.A.I. RTE. SECTION COUNTY TOTAL SHEETS SHEET NO.
 70 D-7 BRIDGE DECK REPAIRS FAYETTE 59 27
 CONTRACT NO. 94993
 FED. ROAD DIST. NO. ILLINOIS FED. AID PROJECT

SHEET NO. 4
 10 SHEETS