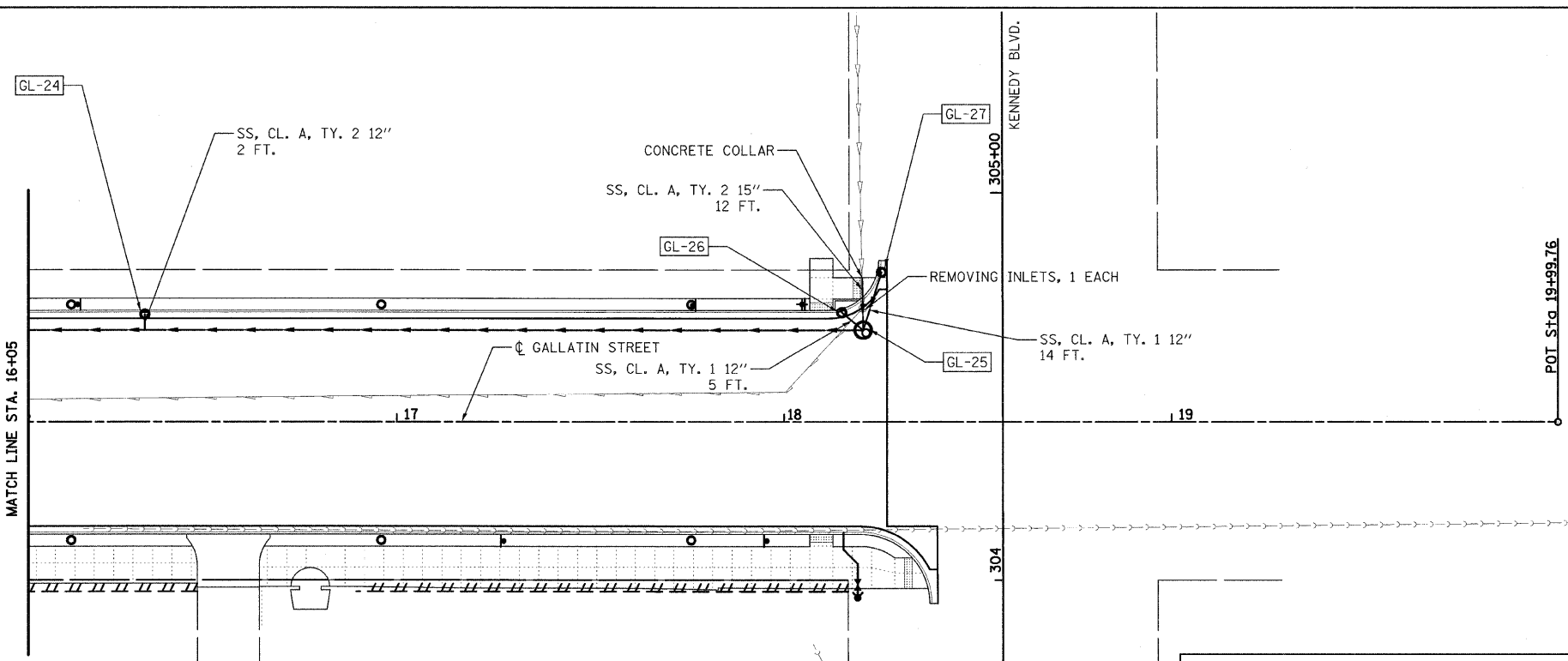
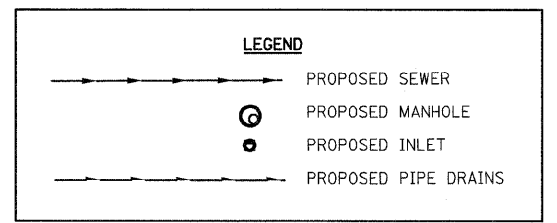
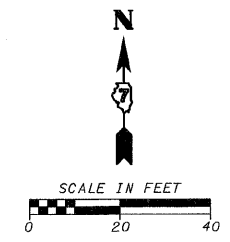


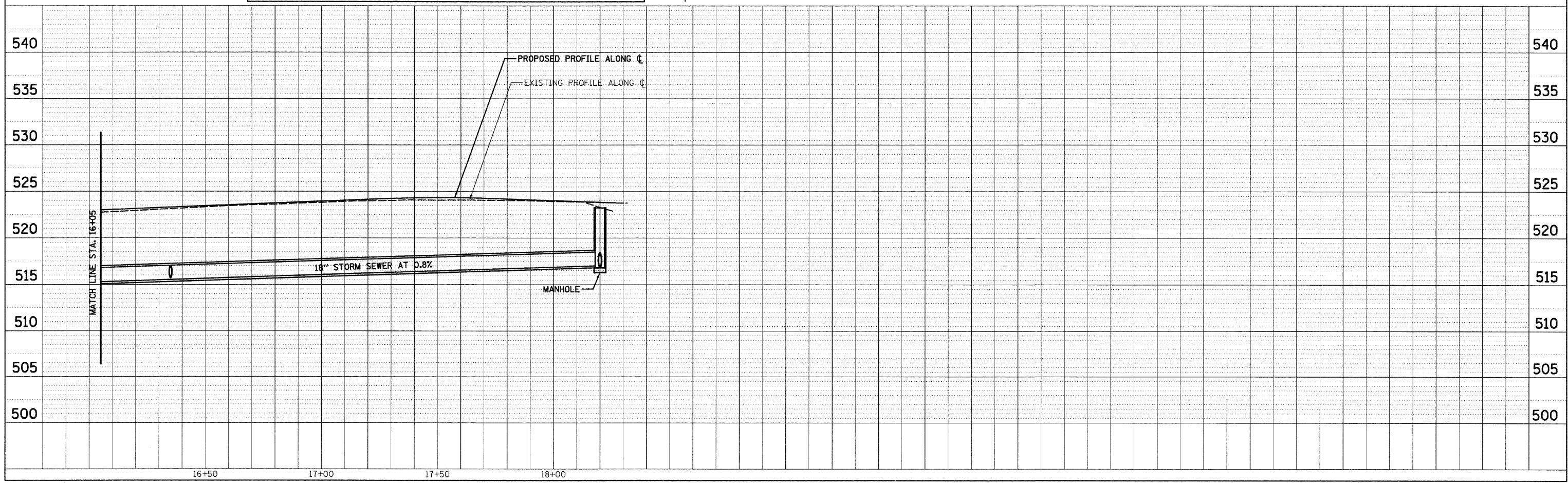
F.A.U. RTE.	SECTION	COUNTY	TOTAL SHEETS	SHEET NO.
8419	99-00048-01-PV	FAYETTE	98	37
STA.	TO STA.			
FED. ROAD DIST. NO.	ILLINOIS	FED. AID PROJECT		
CONTRACT NO. 95500				



ABBREVIATIONS

PIPE DRAINS X" SPL = PIPE DRAINS X" (SPECIAL)
 PIPE UNDERDRAINS X" SPL = PIPE UNDERDRAINS X" (SPECIAL)
 S S CL A, TY 1 = STORM SEWERS CLASS A, TYPE 1
 S S CL A, TY 2 = STORM SEWERS CLASS A, TYPE 2
 S S, RUBBER GASKET, CL A, TY 1 = STORM SEWERS, RUBBER GASKET, CLASS A, TYPE 1
 S S, RUBBER GASKET, CL A, TY 2 = STORM SEWERS, RUBBER GASKET, CLASS A, TYPE 2

NO.	STATION	OFFSET	DESCRIPTION	LID/GRATE ELEV.	PIPE INVERT ELEV.			
					NORTH	SOUTH	EAST	WEST
GL-24	16+35	27.83' LT.	INLETS, TYPE B, TYPE 3V FRAME AND GRATE	522.42	517.86	516.36		
GL-25	18+20.37	23.75' LT.	MANHOLES, TYPE A, 4'-DIAMETER, TYPE 1 FRAME, CLOSED LID	523.27	516.99			516.99
GL-26	18+14.86	28.27' LT.	INLETS, TYPE A, TYPE 4 FRAME AND GRATE	523.05		520.05		
GL-27	18+25.12	38.74' LT.	INLETS, TYPE A, TYPE 3V FRAME AND GRATE	523.11		520.11		



PLAN
 SURVEYED BY
 PLOTTED BY
 NOTE BOOK NO.
 DATE

PROFILE
 SURVEYED BY
 PLOTTED BY
 NOTE BOOK NO.
 DATE

CADD FILE: H:\4812\03\037ss.Gal\at'n_04.dgn
 PLOTTED: 11/3/2008