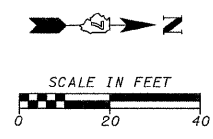
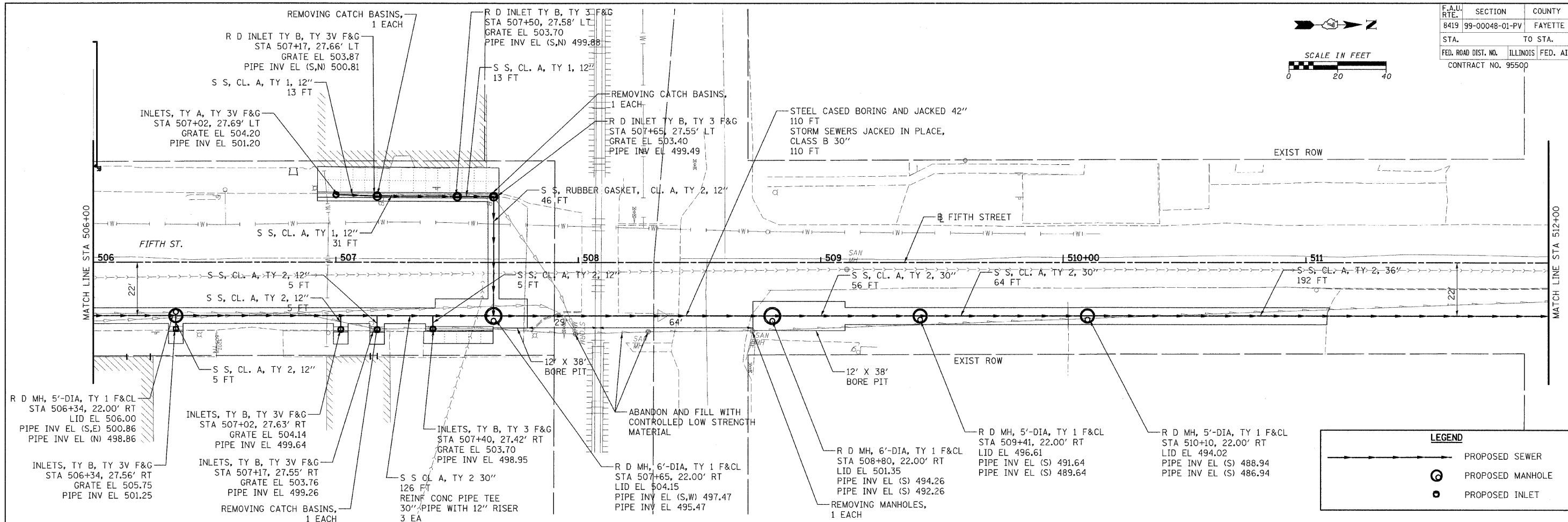


F.A.U. No.	SECTION	COUNTY	TOTAL SHEETS	SHEET No.
8419	99-00048-01-PV	FAYETTE	98	41
STA.	TO STA.			
FED. ROAD DIST. NO.	ILLINOIS	FED. AID PROJECT		
CONTRACT NO. 95500				



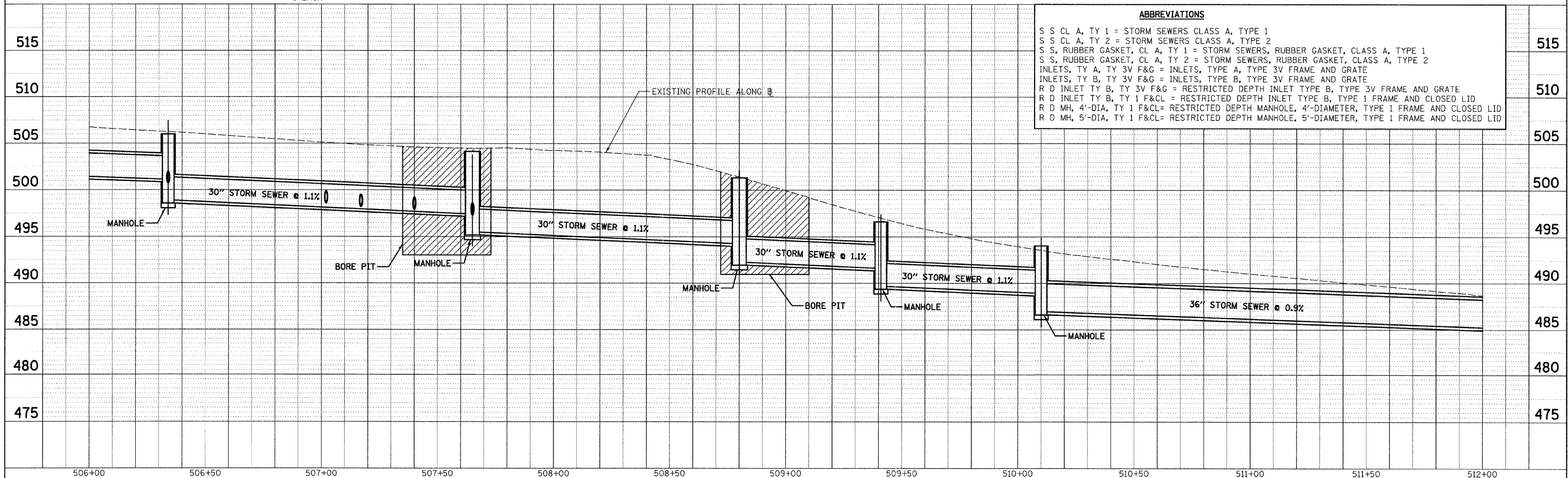
DATE: _____ BY: _____
 SURVEYED: _____ PLOTTED: _____
 NOTE BOOK NO. _____ FILE NO. _____
 PLAN NO. _____



LEGEND

	PROPOSED SEWER
	PROPOSED MANHOLE
	PROPOSED INLET

DATE: _____ BY: _____
 SURVEYED: _____ PLOTTED: _____
 NOTE BOOK NO. _____ FILE NO. _____
 PROFILE NO. _____



ABBREVIATIONS

- S S CL A, TY 1 = STORM SEWERS CLASS A, TYPE 1
- S S CL A, TY 2 = STORM SEWERS CLASS A, TYPE 2
- S S, RUBBER GASKET, CL A, TY 1 = STORM SEWERS, RUBBER GASKET, CLASS A, TYPE 1
- S S, RUBBER GASKET, CL A, TY 2 = STORM SEWERS, RUBBER GASKET, CLASS A, TYPE 2
- INLETS, TY A, TY 3V F&G = INLETS, TYPE A, TYPE 3V FRAME AND GRATE
- INLETS, TY B, TY 3V F&G = INLETS, TYPE B, TYPE 3V FRAME AND GRATE
- R D INLET TY B, TY 3V F&G = RESTRICTED DEPTH INLET TYPE B, TYPE 3V FRAME AND GRATE
- R D INLET TY B, TY 1 F&CL = RESTRICTED DEPTH INLET TYPE B, TYPE 1 FRAME AND CLOSED LID
- R D MH, 4'-DIA, TY 1 F&CL = RESTRICTED DEPTH MANHOLE, 4'-DIAMETER, TYPE 1 FRAME AND CLOSED LID
- R D MH, 5'-DIA, TY 1 F&CL = RESTRICTED DEPTH MANHOLE, 5'-DIAMETER, TYPE 1 FRAME AND CLOSED LID

CADD FILE: H:\4812\design\041ss_1fth_02.dgn
 PLOTTED: 11/3/2008