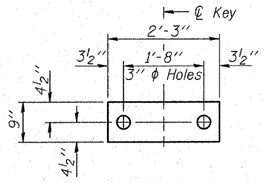

FABRIC BEARING PAD
(16 Req'd - Interior)

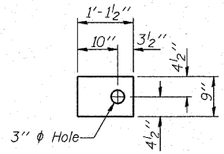

FABRIC BEARING PAD
(4 Req'd - Exterior)

FIXED

Note: Omit holes when using expansion bearings.

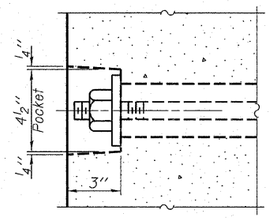

SECTION A-A

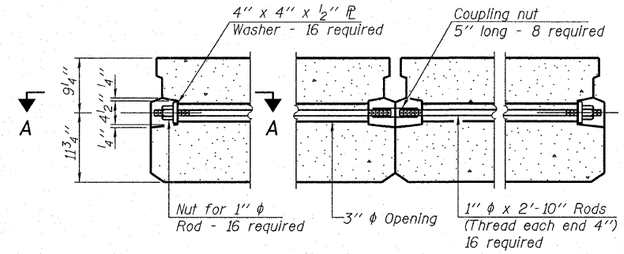

TYPICAL TRANSVERSE TIE ASSEMBLY

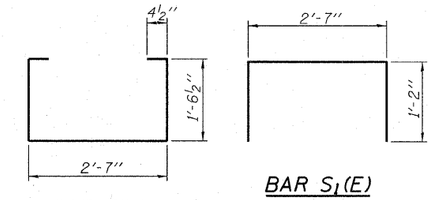

BAR S(E)

BAR S_1(E)

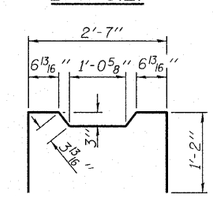

BAR S_2(E)

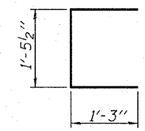

BAR U(E)

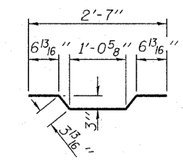

BAR A_1(E)

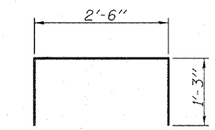

BAR U_1(E)

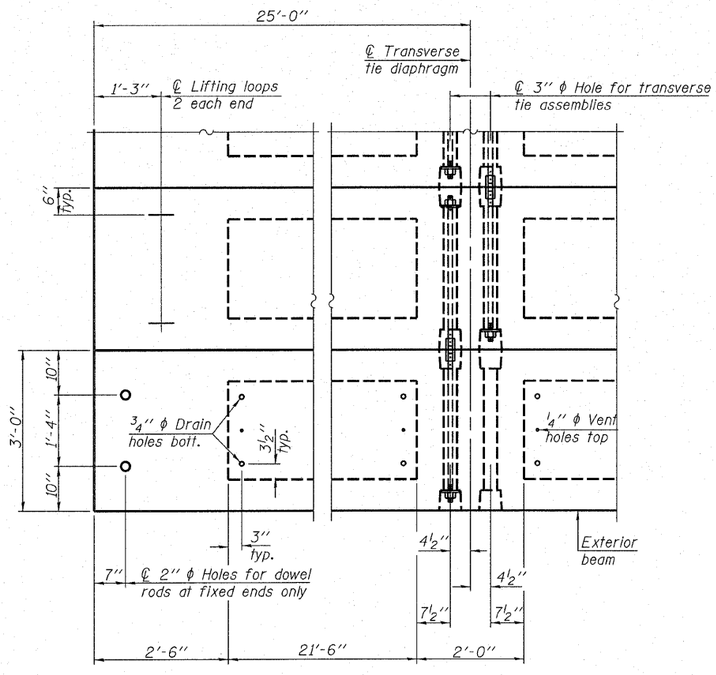

PLAN VIEW

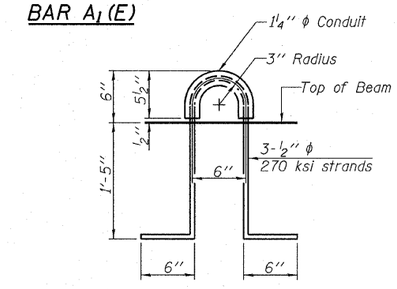

LIFTING LOOP DETAIL

Note: Connect beams in pairs with the transverse tie configuration shown.

NOTES

Prestressing steel shall be uncoated high strength, low relaxation 7-wire strand, Grade 270. The nominal diameter shall be ½" and the nominal cross-sectional area shall be 0.153 sq. in.

The 1" ϕ rods in the transverse tie assembly shall be tightened to a snug fit and the threads set. Pockets on exterior faces of bridge shall be filled with grout after transverse tie assembly is in place.

Reinforcement bars shall conform to ASTM A 706, Grade 60. (See Special Provisions).

Two ⅛" fabric adjusting shims of the dimensions of the exterior bearing pad shall be provided for each bearing pad location.

A minimum 2½" ϕ lifting pin shall be used to engage the lifting loops during handling.

Corrosion Inhibitor, per Article 1020.05(b)(12) and 1021.06 of the Standard Specifications, shall be used in the concrete for precast prestressed concrete deck beams.

Compressive strength of prestressed concrete, f'c, shall be 6000 psi.

Compressive strength of prestressed concrete at release, f'ci, shall be 5000 psi.

BILL OF MATERIAL

Precast Prestressed Conc. Deck Bms. (21" depth)	Sq. Ft.	1,350

DESIGNED -	S.M.S.
CHECKED -	S.W.M.
DRAWN -	D.A.B.
CHECKED -	D.T.M.

PD-2136-0D 5-16-08

HAMPTON, LENZINI & RENWICK, INC.
CIVIL & STRUCTURAL ENGINEERS
LAND SURVEYORS
3085 STEVENSON DRIVE, SUITE 201
SPRINGFIELD, ILLINOIS 62703
(217) 546-3400

PROJECT NUMBER: 06.0094.130 DATE: 10/29/08

SHEET NO. 3
8 SHEETS

T.R.	SECTION	COUNTY	TOTAL SHEETS	SHEET NO.
146	08-05125-00-BR	MOULTRIE	15	10
LOWE ROAD DISTRICT		CONTRACT NO. 95565		
FED. ROAD DIST. NO.	ILLINOIS	FED. AID PROJECT		

SUPERSTRUCTURE DETAILS
21" X 36" PPC DECK BEAM DETAILS
STRUCTURE NO. 070-4535