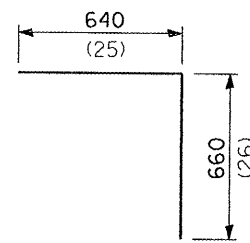


SIZES OF STRAIGHT BARS

BARS	SIZE	LENGTH
b ₃	No. 16 (No. 5)	1.9 m (6'-3")
b ₇	No. 13 (No. 4)	2.67 m (8'-9")
b ₁₁	No. 13 (No. 4)	3.58 m (11'-9")
b ₁₅	No. 13 (No. 4)	4.50 m (14'-9")
b ₁₇	No. 13 (No. 4)	5.26 m (17'-3")
h ₁₅	No. 13 (No. 4)	2.67 m (8'-9")
w	No. 13 (No. 4)	1.22 m (4'-0")



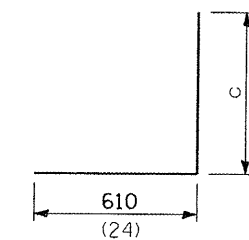
BAR d
No. 13
(No. 4)

BARS IN ONE END SECTION

BARS	No.
d	12
b ₃	2
b ₇	1
b ₁₁	1
b ₁₅	1
b ₁₇	2
h	3
h ₁₅	4
v	4
v ₁	2
v ₂	2
v ₃	4
v ₄	2
v ₅	4
w	2

DIMENSIONS OF BENT BARS

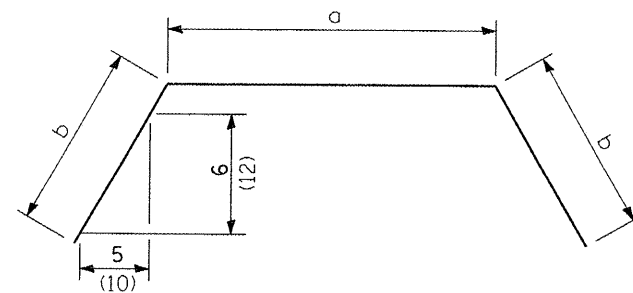
No. 16-bars v to v ₅ (No. 5)			No. 16-bars h (No. 5)			
BARS	c	TOTAL LENGTH	BARS	a	b	TOTAL LENGTH
v	1.83 m (6'-0")	2.44 m (8'-0")	h	1.42 m (4'-8")	2.83 m (9'-3 1/2")	7.09 m (23'-3")
v ₁	1.68 m (5'-6")	2.29 m (7'-6")				
v ₂	1.52 m (5'-0")	2.13 m (7'-0")				
v ₃	1.37 m (4'-6")	1.98 m (6'-6")				
v ₄	1.22 m (4'-0")	1.83 m (6'-0")				
v ₅	1.07 m (3'-6")	1.68 m (5'-6")				



BARS v to v₅

DIMENSIONS AND QUANTITIES

NOMINAL INSIDE DIAM. OF PIPE	DIMENSIONS						Concrete 1 End Secs. m ³ (cu. yds.)	Reinf. Bars 1 End Secs. kg (lbs.)
	A	B	C	D	E	F		
900 (36)	1.88 m (6'-2")	890 (35)	1.83 m (6'-0")	1.48 m (4'-10")	5.35 m (17'-6 1/2")	2.74 m (9'-0")	4.0 (5.2)	145 (320)



BARS - h

CAST-IN-PLACE REINFORCED CONCRETE END SECTION 36". SPECIAL
STA 119+48.92 42.00' RT
(SHEET 2 OF 2)

REVISIONS	
NAME	DATE

MISCELLANEOUS DETAILS

US 40 AND
TROY-O'FALLON ROAD IMPROVEMENTS
CITY OF TROY
MADISON COUNTY, ILLINOIS