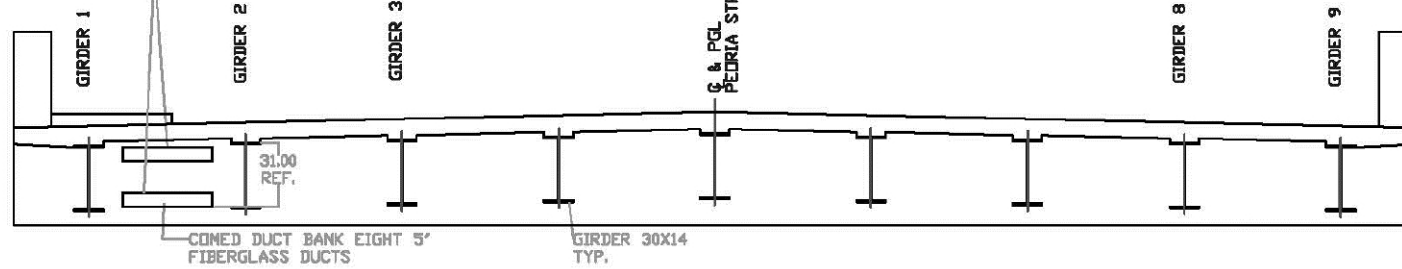
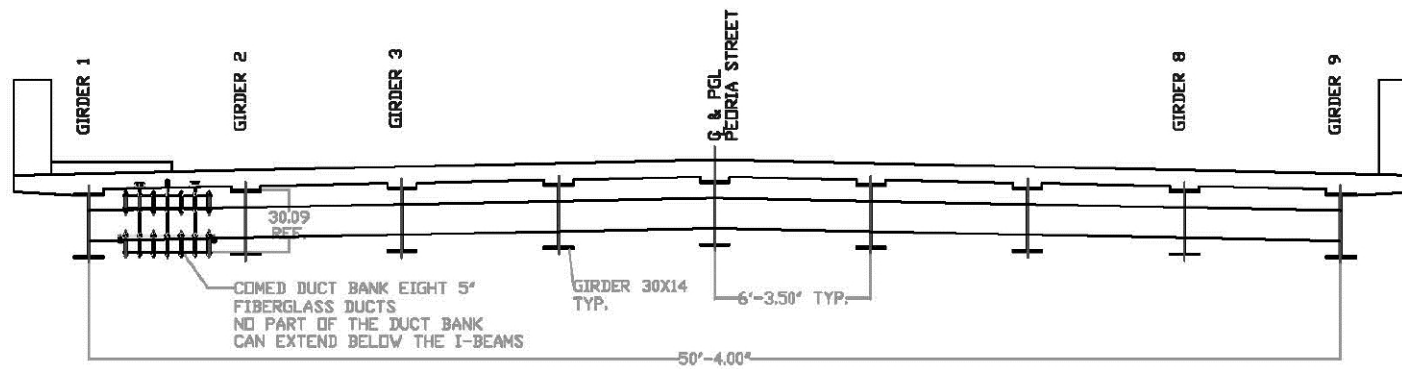


NOTE
SEAL AROUND DUCTS AFTER
INSTALLED THROUGH WALL

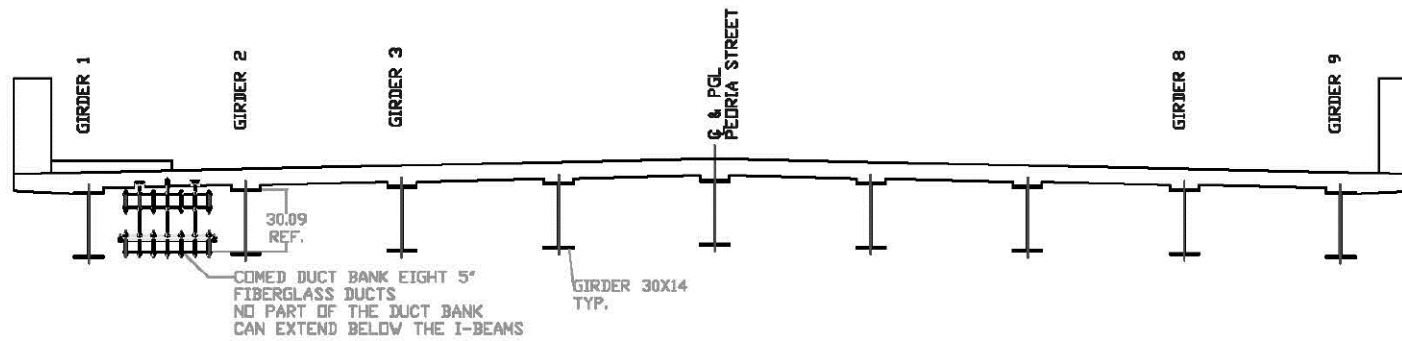
TYPICAL BLOCK OUT
MINIMUM SIZE 7' X 43"



TYPICAL CROSS SECTION
AT ABUTMENT
LOOKING UP STATION
AT NORTH ABUTMENT



TYPICAL CROSS SECTION
DIAPHRAGM D1
LOOKING UP STATION



TYPICAL CROSS SECTION
LOOKING UP STATION

REVISIONS				
ZONE	REV	DESCRIPTION	DATE	APPROVED

FOR INFORMATION ONLY
WORK TO BE PERFORMED BY OTHERS
WITH THE EXCEPTION OF PLACEMENT
OF INSERTS INTO SUPERSTRUCTURE

NOTE
NO PART OF THE CONDUIT SUPPORT HANGER CAN
EXTEND BELOW THE BRIDGE DECK GIRDER
EXTENDED RODS MAY NEED TO BE ALTERED

This drawing is the property
of Condux International, Inc.
and the information thereon is
to be treated as confidential.
It is not to be used, copied
or disclosed to outside
parties without our written
consent

Note:
ALL MEASUREMENTS ARE IN INCHES UNLESS
NOTED OTHERWISE

DRAWING APPROVAL
I APPROVE THIS DRAWING FOR MANUFACTURING
DATE: _____

Bridge Deck Cross Section		CONDUX INTERNATIONAL, INC. MANKATO MN PH. 800-533-2077		
		Project: ComEd Peoria Street Bridge over F.A.I. 290 Eisenhower Expressway, Cook County Illinois		
WEIGHT: 0.0 LBS EA	SIZE	FSCM NO.	DWG NO. TBA	REV
QUOTE NO. 3985214497	SCALE 1/2	DATE: 10-03-2013	SHEET 50 OF 55	
			SHEET 182 OF 356	