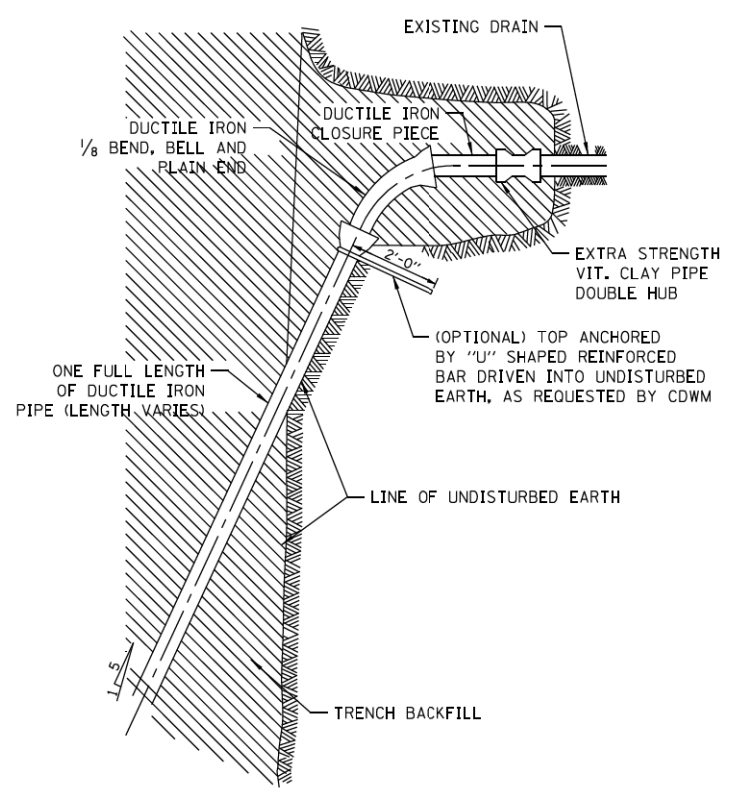
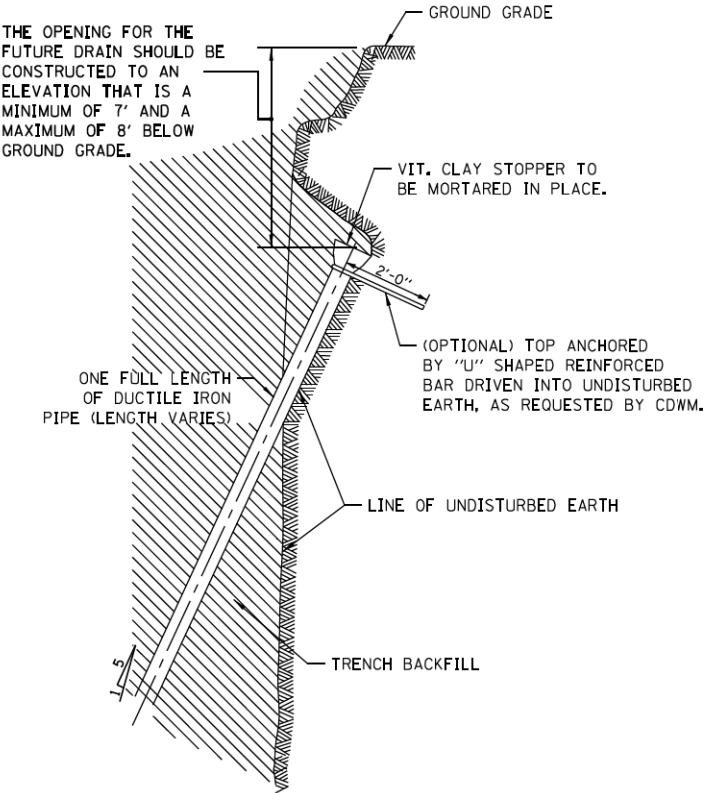


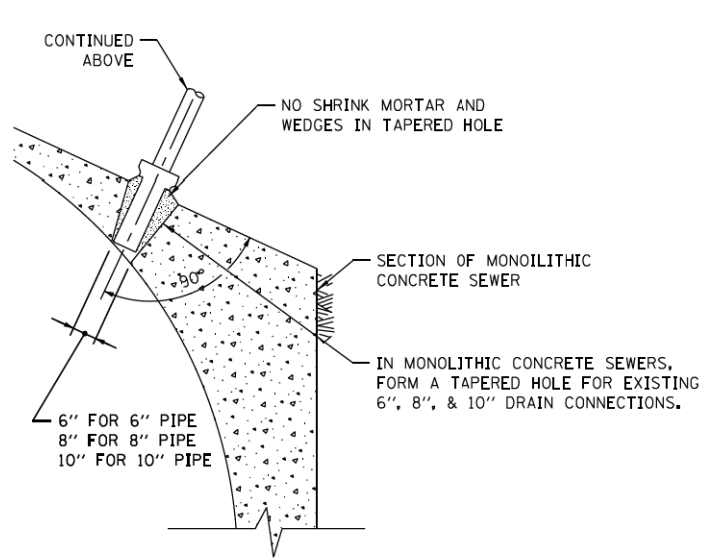
FILE PATH = p:\388035\pmt\ae\cdm\02.dgn
 G:\CHI2B0137\CDM\standards\2013-08-07 CDWM Standards from AECOM Anna\CDWM_Details.cel
 9/11/2013



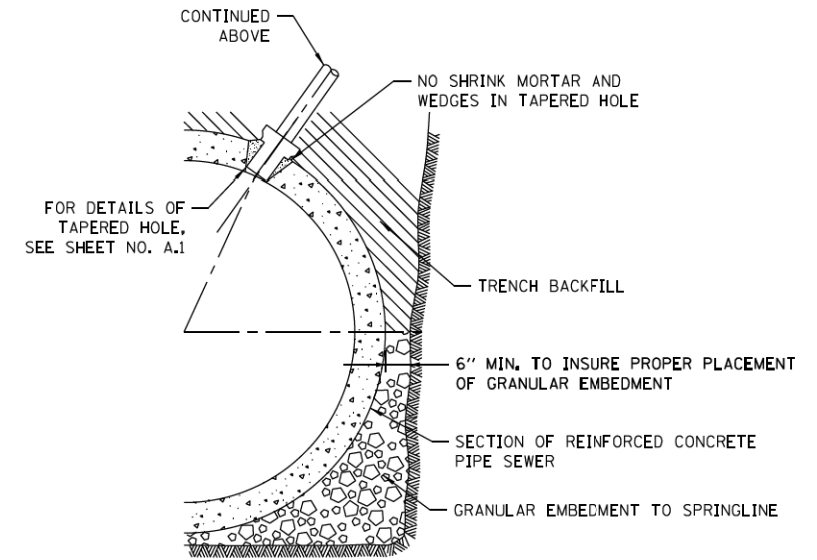
TYPICAL DRAIN CONNECTIONS FOR EXISTING DRAINS



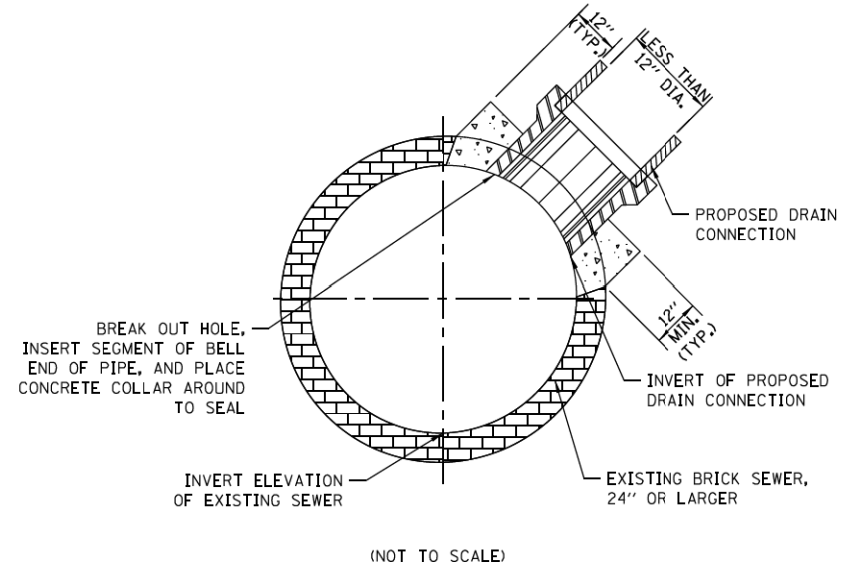
TYPICAL DRAIN STACKS FOR FUTURE USE



FOR MONOLITHIC CONCRETE SEWERS



FOR REINFORCED CONCRETE PIPE SEWERS



FOR BRICK SEWERS

- NOTES:**
- DUCTILE IRON PIPE MUST BE BELL END WITH PUSH-ON JOINTS CONFORMING TO ANSI SPECIFICATIONS A21.51 WITH CLASS 52 THICKNESS.
 - CONNECTIONS AND STACKS SHOWN MUST BE USED FOR 6", 8", & 10" DRAINS ONLY. NO ADDITIONAL PAYMENT WILL BE MADE FOR THE USE OF DUCTILE IRON DRAIN CONNECTIONS AND STACKS.
 - FOR VITRIFIED CLAY PIPE DRAIN CONNECTION AND DRAIN STACK CONSTRUCTION, SEE SHEET NO. A.1.
 - FOR ALL GRANULAR EMBANKMENT, USE CA-7 OR CA11.

DUCTILE IRON PIPE DRAIN CONNECTIONS

BRICK SEWER DRAIN CONNECTIONS

STANDARD REVISIONS	
DATE	DESCRIPTION
06/25/10	APPROVED PLAN
12/17/12	REVISION

PERCENT COMPLETE	DATE
30	
60	
75	
90	
100	

CITY OF CHICAGO	
DEPARTMENT OF WATER MANAGEMENT	
BUREAU OF ENGINEERING SERVICES	
DUCTILE IRON PIPE DRAIN CONNECTIONS	

DRAWN	SOB	A.2
DESIGNED		
CHECKED		
REVIEWED		OF
PN		

D160W29-Sht-CDWM-02.dgn	DESIGNED - CDWM	REVISED -
USER NAME = BAW:tor t	DRAWN - CDWM	REVISED -
PLOT SCALE = 2.0000' / in.	CHECKED - CDWM	REVISED -
PLOT DATE = 10/28/2013	DATE - 10/30/2013	REVISED -

STATE OF ILLINOIS
DEPARTMENT OF TRANSPORTATION

CITY OF CHICAGO - DEPARTMENT OF WATER MANAGEMENT
STANDARD DETAILS A.3

SCALE: NONE SHEET 2 OF 6 SHEETS STA. TO STA.

F.A.I. RTE.	SECTION	COUNTY	TOTAL SHEETS	SHEET NO.
90/94/290	2013-011R	COOK	356	342
			CONTRACT NO. 60W29	
ILLINOIS FED. AID PROJECT				