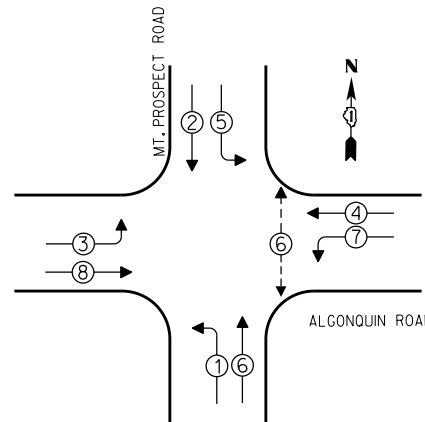




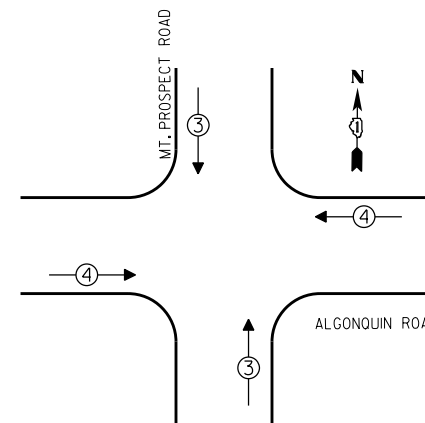
CONTROLLER SEQUENCE



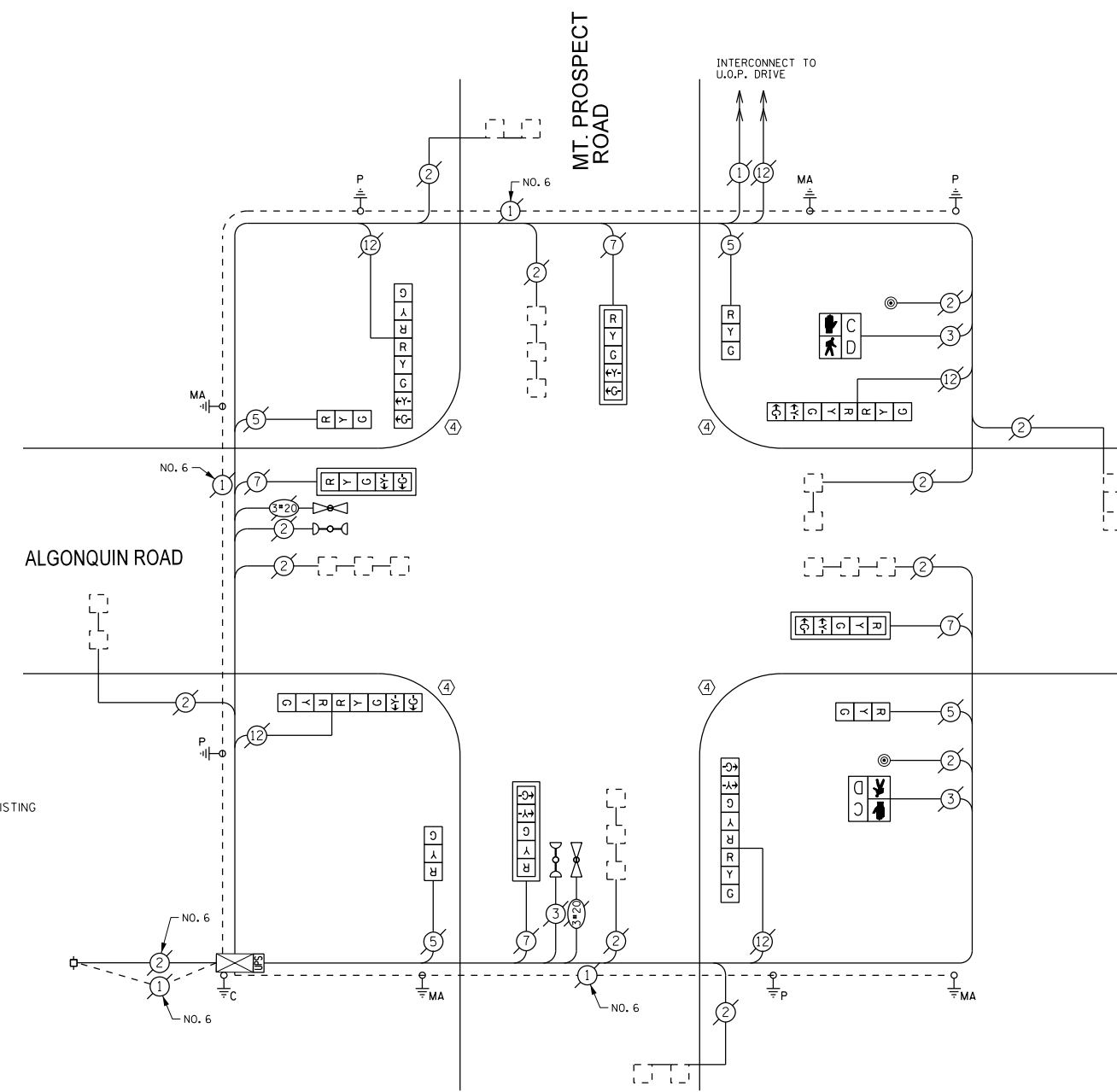
- LEGEND**
- SINGLE ENTRY PHASE
 - DUAL ENTRY PHASE
 - OVERLAP
 - PEDESTRIAN PHASE
 - * NUMBER REFERS TO ASSOCIATED PHASE

PHASE DESIGNATION DIAGRAM

EMERGENCY VEHICLE PREEMPTION SEQUENCE



EMERGENCY VEHICLE PREEMPTORS		
EMERGENCY VEHICLE PREEMPTOR	3	4
MOVEMENT	↑	→



CABLE PLAN

④ REPLACE 16 FT. PAINTED POST, RE-USE EXISTING TYPE A CONCRETE FOUNDATION.

REPLACE ALL EXISTING TRAFFIC SIGNAL HEADS

THE TRAFFIC SIGNAL CONTROL EQUIPMENT FOR THIS PROJECT SHALL BE "EAGLE".

REMOVE EXISTING TRAFFIC SIGNAL EQUIPMENT

THE FOLLOWING ITEMS SHALL BE REMOVED BY THE CONTRACTOR AND SHALL BE DISPOSED OF BY THEM OUTSIDE THE RIGHT-OF-WAY AT THEIR EXPENSE. THE SALVAGE VALUE OF THE REMOVED EQUIPMENT SHALL BE REFLECTED IN THE CONTRACT BID PRICE.

QUANTITY	UNIT	DESCRIPTION
4	EACH	TRAFFIC SIGNAL POST
4	EACH	SIGNAL HEAD, 1-FACE, 3-SECTION
4	EACH	SIGNAL HEAD, 1-FACE, 5-SECTION
4	EACH	SIGNAL HEAD, 2-FACE, 1-3 SECTION, 1-5 SECTION
2	EACH	PEDESTRIAN SIGNAL HEAD, 1-FACE
2	EACH	PEDESTRIAN PUSHBUTTON
4	EACH	TRAFFIC SIGNAL BACKPLATE

SCHEDULE OF QUANTITIES

QUAN.	UNIT	ITEM
1	EACH	MAINTENANCE OF EXISTING TRAFFIC SIGNAL INSTALLATION
4	EACH	TRAFFIC SIGNAL POST, GALVANIZED STEEL 16 FT.
4	EACH	SIGNAL HEAD, LED, 1-FACE, 3-SECTION, BRACKET MOUNTED
4	EACH	SIGNAL HEAD, LED, 1-FACE, 5-SECTION, MAST ARM MOUNTED
4	EACH	SIGNAL HEAD, LED, 2-FACE, 1-3 SECTION, 1-5 SECTION, BRACKET MOUNTED
2	EACH	PEDESTRIAN SIGNAL HEAD, LED, 1-FACE, BRACKET MOUNTED WITH COUNTDOWN TIMER
4	EACH	TRAFFIC SIGNAL BACKPLATE, LOUVERED, ALUMINUM
2	EACH	PEDESTRIAN PUSH-BUTTON
1	EACH	MODIFY EXISTING CONTROLLER CABINET
1	EACH	REMOVE EXISTING TRAFFIC SIGNAL EQUIPMENT
1	EACH	UNINTERRUPTIBLE POWER SUPPLY, SPECIAL

I. D. O. T. TRAFFIC SIGNAL INSTALLATION ELECTRICAL SERVICE REQUIREMENTS				
TYPE	NO. OF LAMPS	INCAND	LED % OPERATIONS	TOTAL WATTAGE
SIGNAL (RED)	16		17 0.50	136.00
(YELLOW)	16		25 0.25	100.00
(GREEN)	16		15 0.25	60.00
ARROW	16		12 0.10	19.20
PED. SIGNAL	2		25 1.00	50.00
CONTROLLER	1		100 1.00	100.00
ILLUM. SIGN			25 0.05	
LUMINAIRE		250		0.50
VIDEO SYSTEM		150		1.00
FLASHER				0.50
ENERGY COSTS TO:			TOTAL =	465.20

VILLAGE OF DES PLAINES
1420 MINER STREET
DES PLAINES, ILLINOIS 60016

ENERGY SUPPLY - CONTACT: DAVE SCHACHT
PHONE: (630) 437-2129
COMPANY:

DESIGNED - JAM	REVISED -
DRAWN - JAM	REVISED -
CHECKED - LMM	REVISED -
DATE - 10-14-13	REVISED -

STATE OF ILLINOIS
DEPARTMENT OF TRANSPORTATION

SCHEDULE OF QUANTITIES, CABLE PLAN, PHASE DESIGNATION
DIAGRAM, AND EMERGENCY VEHICLE PREEMPTION SEQUENCE,
ALGONQUIN ROAD AND MOUNT PROSPECT ROAD

SCALE: NONE SHEET OF SHEETS STA. TO STA.

F.A. RTE.	SECTION	COUNTY	TOTAL SHEETS	SHEET NO.
VAR	2013-054TS	COOK	99	46
				CONTRACT NO. 60X15

ILLINOIS FED. AID PROJECT

