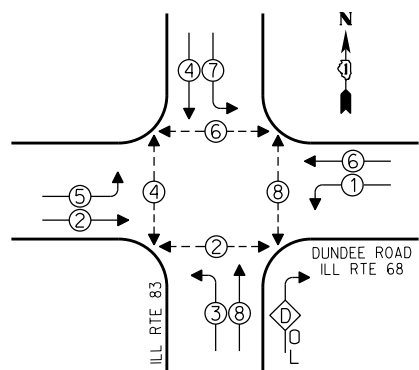


CONTROLLER SEQUENCE

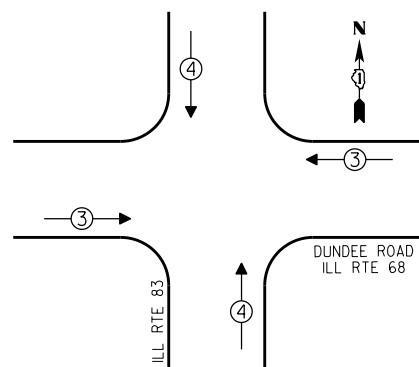


- LEGEND**
- SINGLE ENTRY PHASE
 - DUAL ENTRY PHASE
 - OVERLAP
 - PEDESTRIAN PHASE
 - * NUMBER REFERS TO ASSOCIATED PHASE

PHASE DESIGNATION DIAGRAM

OVERLAP LETTER	PERMISSIVE PHASE	PROTECTED PHASE
D	= 8	+ 1

EMERGENCY VEHICLE PREEMPTION SEQUENCE



EMERGENCY VEHICLE PREEMPTORS

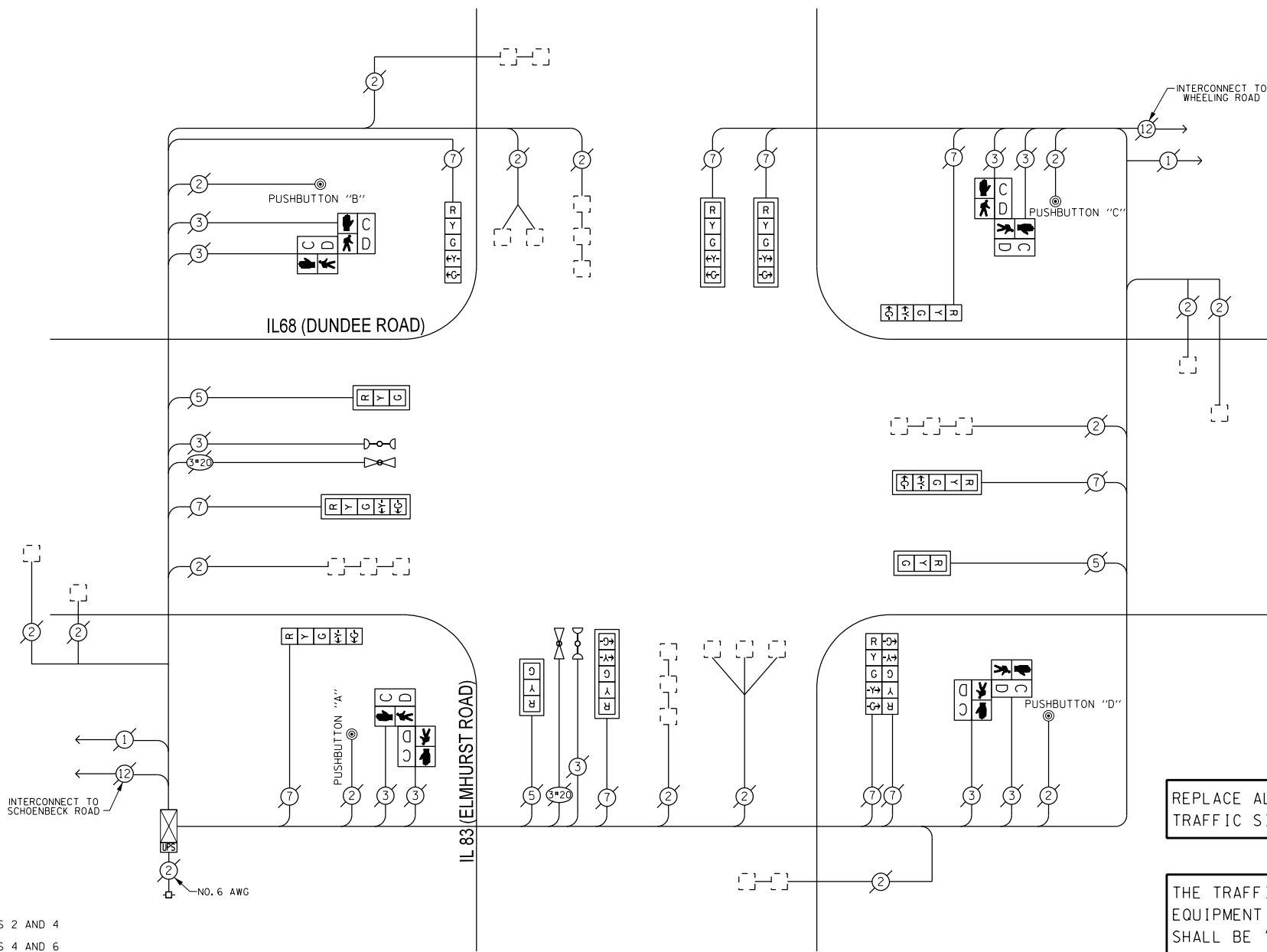
EMERGENCY VEHICLE PREEMPTOR	3	4
MOVEMENT	← →	↑ ↓

I.D.O.T. TRAFFIC SIGNAL INSTALLATION ELECTRICAL SERVICE REQUIREMENTS				
TYPE	NO. OF LAMPS	WATTAGE		TOTAL WATTAGE
		INCAND	LED X % OPERATIONS	
SIGNAL (RED)	13	17	0.50	110.50
(YELLOW)	13	25	0.25	81.25
(GREEN)	13	15	0.25	48.75
ARROW	20	12	0.10	24.00
PED. SIGNAL	8	25	1.00	200.00
CONTROLLER	1	100	1.00	100.00
ILLUM. SIGN		25	0.05	
LUMINAIRE		250	0.50	
VIDEO SYSTEM		150	1.00	
FLASHER			0.50	
ENERGY COSTS TO:				TOTAL = 564.50

VILLAGE OF WHEELING
2 COMMUNITY BOULEVARD
WHEELING, ILLINOIS 60090

ENERGY SUPPLY - CONTACT: TERRI BLECK
PHONE: (847) 816-5239
COMPANY:

NOTE:
PUSHBUTTON "A" SHALL PLACE A CALL IN PHASES 2 AND 4
PUSHBUTTON "B" SHALL PLACE A CALL IN PHASES 4 AND 6
PUSHBUTTON "C" SHALL PLACE A CALL IN PHASES 6 AND 8
PUSHBUTTON "D" SHALL PLACE A CALL IN PHASES 2 AND 8



CABLE PLAN

REPLACE ALL EXISTING TRAFFIC SIGNAL HEADS

THE TRAFFIC SIGNAL CONTROL EQUIPMENT FOR THIS PROJECT SHALL BE "ECONOLITE".

REMOVE EXISTING TRAFFIC SIGNAL EQUIPMENT

THE FOLLOWING ITEMS SHALL BE REMOVED BY THE CONTRACTOR AND SHALL BE DISPOSED OF BY THEM OUTSIDE THE RIGHT-OF-WAY AT THEIR EXPENSE. THE SALVAGE VALUE OF THE REMOVED EQUIPMENT SHALL BE REFLECTED IN THE CONTRACT BID PRICE.

QUANTITY	UNIT	DESCRIPTION
4	EACH	SIGNAL HEAD, 1-FACE, 3-SECTION
8	EACH	SIGNAL HEAD, 1-FACE, 5-SECTION
1	EACH	SIGNAL HEAD, 2-FACE, 5-SECTION
4	EACH	PEDESTRIAN SIGNAL HEAD, 2-FACE
4	EACH	PEDESTRIAN PUSHBUTTON

SCHEDULE OF QUANTITIES

QUAN.	UNIT	ITEM
1	EACH	MAINTENANCE OF EXISTING TRAFFIC SIGNAL INSTALLATION
3	EACH	SIGNAL HEAD, LED, 1-FACE, 3-SECTION, MAST ARM MOUNTED
3	EACH	SIGNAL HEAD, LED, 1-FACE, 5-SECTION, BRACKET MOUNTED
5	EACH	SIGNAL HEAD, LED, 1-FACE, 5-SECTION, MAST ARM MOUNTED
1	EACH	SIGNAL HEAD, LED, 2-FACE, 5-SECTION, BRACKET MOUNTED
4	EACH	PEDESTRIAN SIGNAL HEAD, LED, 2-FACE, BRACKET MOUNTED WITH COUNTDOWN TIMER
4	EACH	PEDESTRIAN PUSH-BUTTON
1	EACH	MODIFY EXISTING CONTROLLER CABINET
1	EACH	REMOVE EXISTING TRAFFIC SIGNAL EQUIPMENT
1	EACH	UNINTERRUPTIBLE POWER SUPPLY, SPECIAL



DESIGNED - JAM
DRAWN - JAM
CHECKED - LMM
DATE - 10-14-13

REVISED -
REVISED -
REVISED -
REVISED -

STATE OF ILLINOIS
DEPARTMENT OF TRANSPORTATION

SCHEDULE OF QUANTITIES, CABLE PLAN, PHASE DESIGNATION
DIAGRAM, AND EMERGENCY VEHICLE PREEMPTION SEQUENCE,
IL 68/DUNDEE ROAD AT IL 83/ELMHURST

SCALE: NONE SHEET OF SHEETS STA. TO STA.

F.A. RTE.	SECTION	COUNTY	TOTAL SHEETS	SHEET NO.
VAR	2013-054TS	COOK	99	96
CONTRACT NO. 60X15				

ILLINOIS FED. AID PROJECT