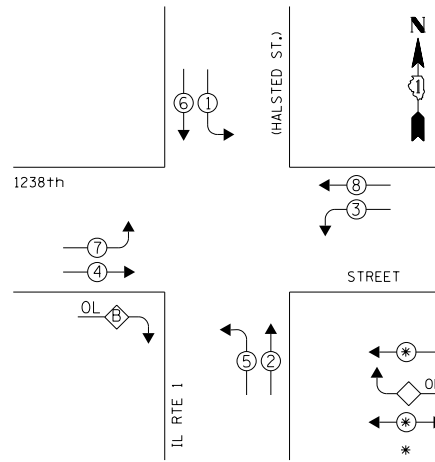


PROFILE SURVEYED GRADES CHECKED
 DATE: _____ BY: _____
 NOTE BOOK NO. _____
 STRUCTURE NOTATIONS OK/NO

PLAN SURVEYED ALIGNED CHECKED
 DATE: _____ BY: _____
 NOTE BOOK NO. _____
 RT. OF WAY CHECKED
 ADD. FILE NAME

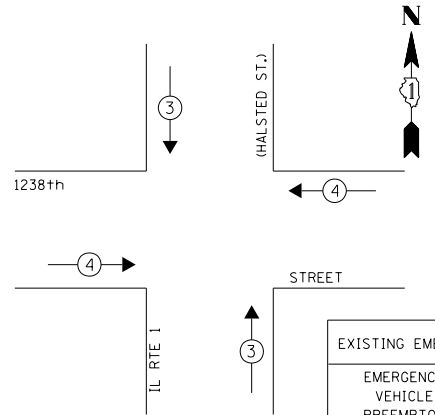
CHRISTOPHER B. BURKE ENGINEERING LTD.
 8575 West Higgins Road, Suite 600
 Rosemont, Illinois 60018
 (630) 923-5500

EXISTING CONTROLLER SEQUENCE



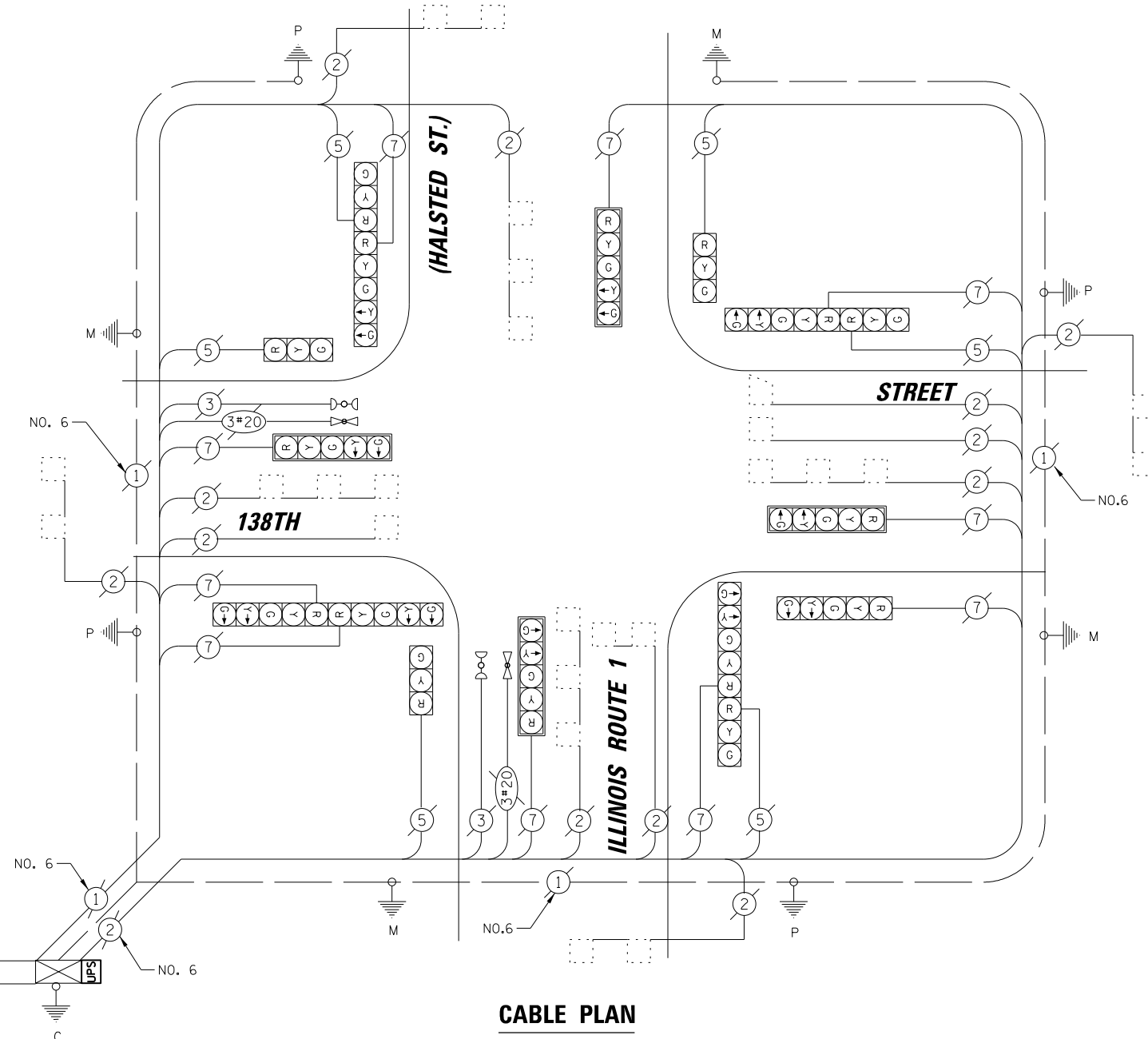
PHASE DESIGNATION DIAGRAM

EMERGENCY VEHICLE PREEMPTION SEQUENCE



EXISTING EMERGENCY VEHICLE PREEMPTORS			
EMERGENCY VEHICLE PREEMPTOR	3	4	
MOVEMENT	↓ ↑	← →	

- LEGEND
- ⊙ DUAL ENTRY PHASE
 - ⊙ OL OVERLAP
 - ⊙ PEDESTRIAN PHASE
 - * NUMBER REFERS TO ASSOCIATED PHASE



CABLE PLAN

I.D.O.T. TRAFFIC SIGNAL INSTALLATION ELECTRICAL SERVICE REQUIREMENTS					TOTAL WATTAGE
TYPE	NO. OF LAMPS	WATTAGE X INCAND.	LED	% OPERATION	
SIGNAL (RED)	16		17	0.50	136.00
(YELLOW)	16		25	0.25	100.00
(GREEN)	16		15	0.25	60.00
ARROW	20		12	0.10	24.00
PED. SIGNAL	-		25	1.00	-
CONTROLLER	1		100	1.00	100.00
ILLUMINATED SIGN	-			0.05	-
VIDEO SYSTEM	-			1.00	-
LUMINAIRE	-	250		0.50	-
BATTERY BACKUP	1	25		1.00	25.0
FLASHER				0.50	-
ENERGY COSTS TO:				TOTAL =	445.00

ILLINOIS DEPARTMENT OF TRANSPORTATION
 DIVISION OF HIGHWAY/DISTRICT 1
 201 WEST CENTER COURT/SCHAUMBURG, ILLINOIS 60196-1096
 ENERGY SUPPLY: CONTACT: **BRAD SHINABARGAR**
 PHONE: (708)-235-2692
 COMPANY: COMED

SCHEDULE OF QUANTITIES		
ITEM	UNIT	QUANTITY
MAINTENANCE OF EXISTING TRAFFIC SIGNAL INSTALLATION	EACH	1
MODIFY EXISTING CONTROLLER CABINET	EACH	1
UNINTERRUPTABLE POWER SUPPLY, SPECIAL	EACH	1

TS # 1795
RIVERDALE