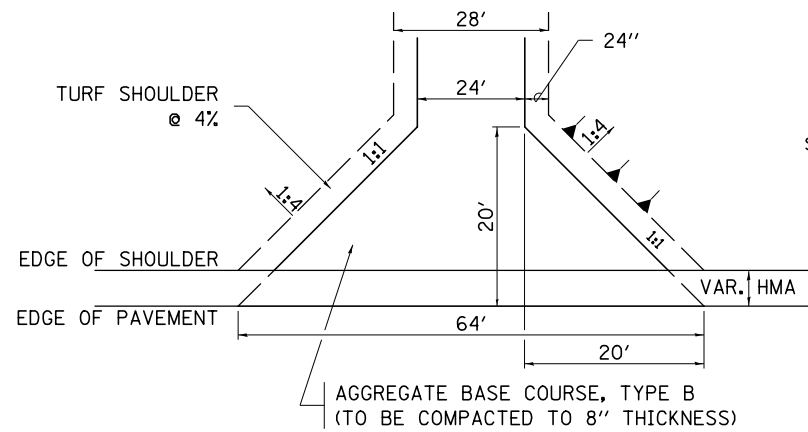
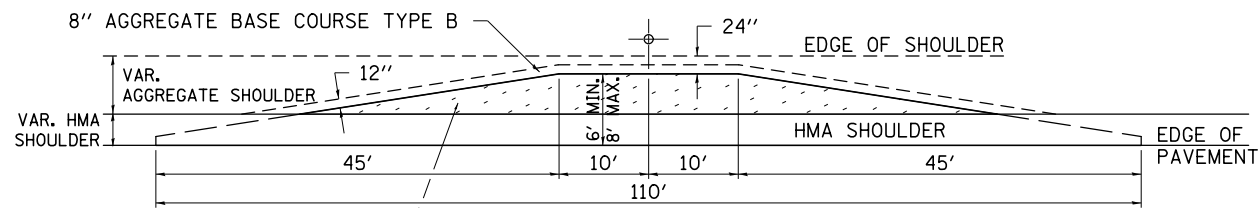


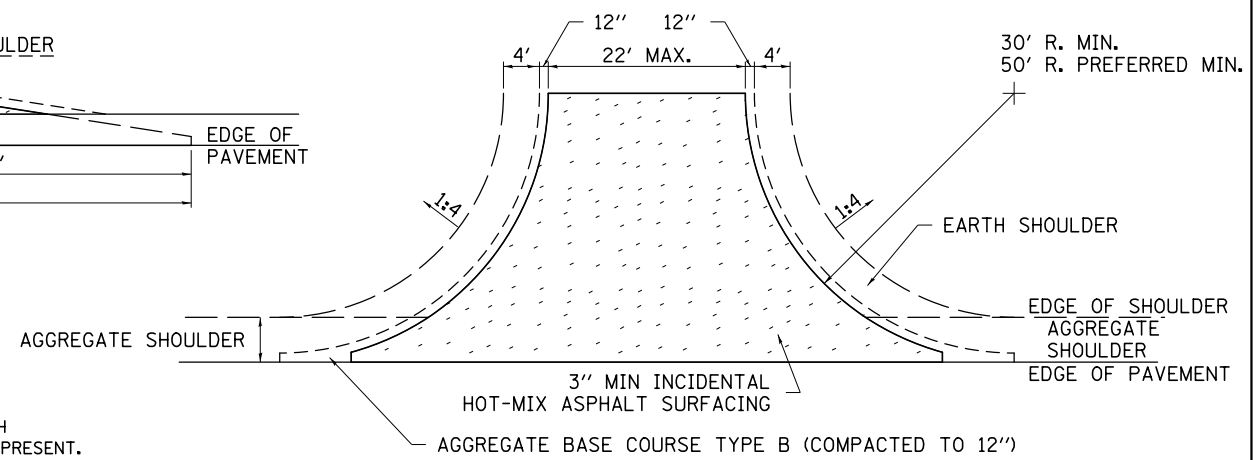
# HOT-MIX ASPHALT APPROACHES AND MAILBOX RETURNS



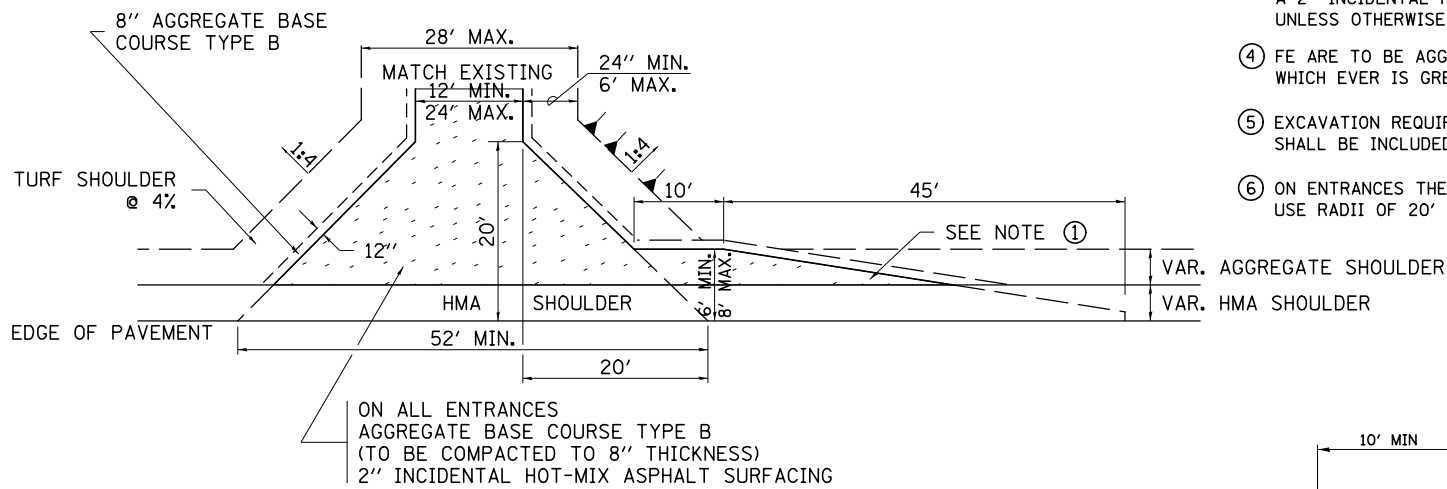
**FIELD ENTRANCE**



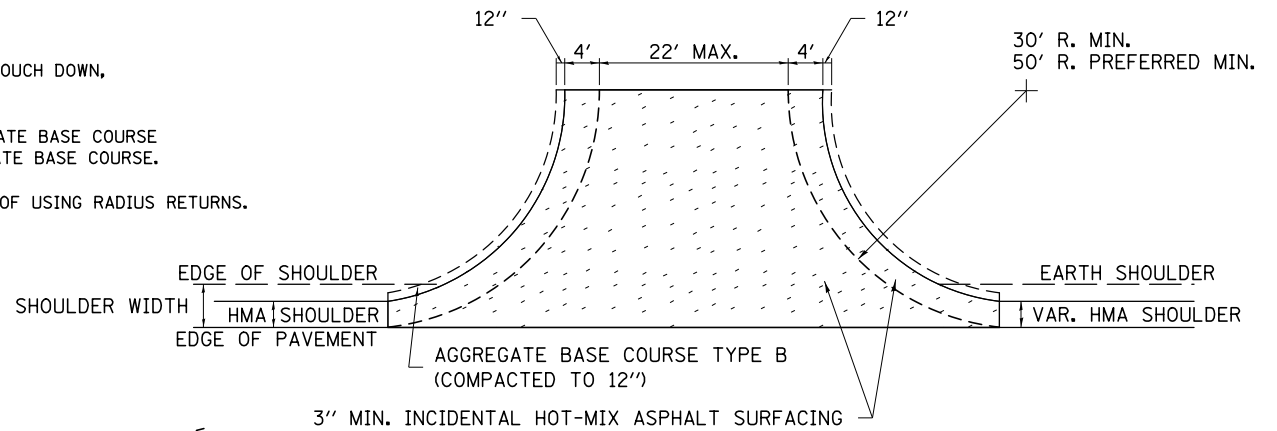
**MAILBOX TURNOUT**



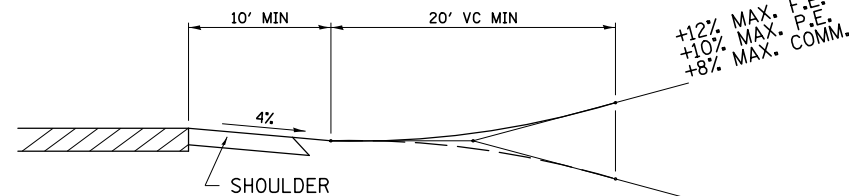
**SIDE ROAD RETURN/EARTH SHOULDER**



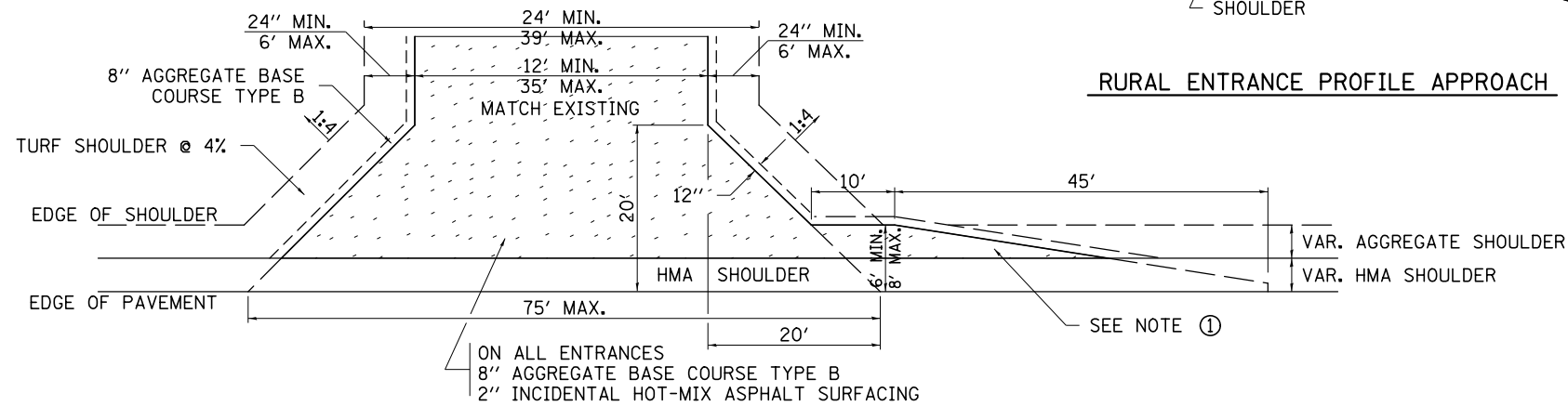
**PRIVATE ENTRANCE**



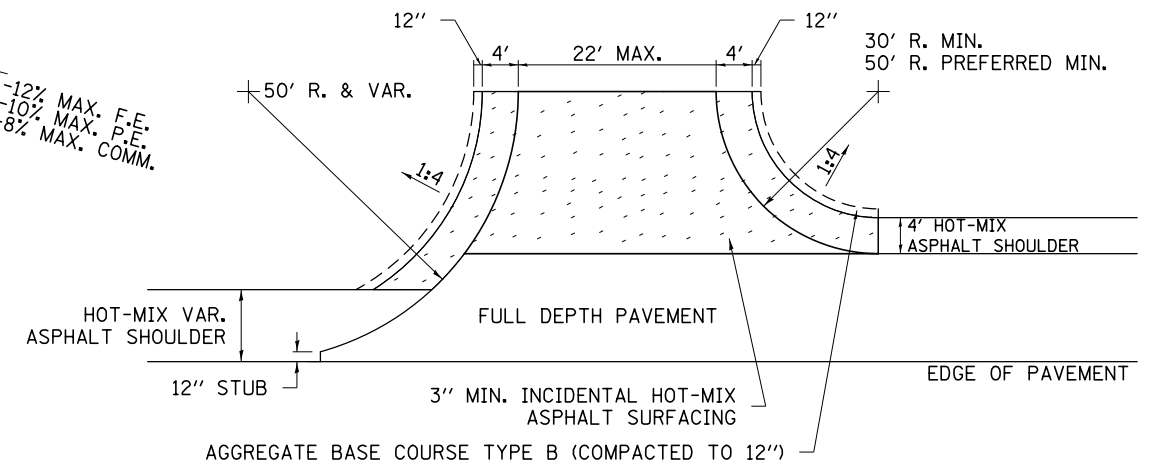
**SIDE ROAD RETURN/HMA SHOULDER**



**RURAL ENTRANCE PROFILE APPROACH**



**COMMERCIAL ENTRANCE**



**SIDE ROAD RETURN WITH RIGHT TURN LANE**

**NOTE**

- ① TURNOUTS ARE TO BE CONSTRUCTED ON THE APPROACH SIDE OF ALL PE & CE REGARDLESS IF A MAILBOX IS PRESENT.
- ② ALL PE & CE ARE TO BE SURFACED TO RIGHT OF WAY LINE. AREA BEHIND RIGHT OF WAY SHALL MATCH EXISTING SURFACE.
- ③ ALL PE & CE TO BE CONSTRUCTED WITH AN 8" AGGREGATE BASE COURSE, TYPE B AND WITH A 2" INCIDENTAL HOT-MIX ASPHALT SURFACING, UNLESS OTHERWISE NOTED.
- ④ FE ARE TO BE AGGREGATE TO RIGHT OF WAY OR TOUCH DOWN, WHICH EVER IS GREATEST.
- ⑤ EXCAVATION REQUIRED FOR PLACEMENT OF AGGREGATE BASE COURSE SHALL BE INCLUDED IN THE COST OF THE AGGREGATE BASE COURSE.
- ⑥ ON ENTRANCES THE CONTRACTOR HAS THE OPTION OF USING RADIUS RETURNS. USE RADII OF 20' TO 60'.

FILE NAME =	USER NAME = *USER*	DESIGNED -	REVISED - 12-07-10
*FILE#		DRAWN -	REVISED -
	PLOT SCALE = *SCALE*	CHECKED -	REVISED -
	PLOT DATE = *DATE*	DATE -	REVISED -

**STATE OF ILLINOIS  
DEPARTMENT OF TRANSPORTATION**

**REGION 2 / DISTRICT 2 STANDARD**

SCALE: SHEET NO. OF SHEETS STA. TO STA.

F.A.P. RTE.	SECTION	COUNTY	TOTAL SHEETS	SHEET NO.
646	5 BR-3	CARROLL	83	73
CONTRACT NO. 64D83			ILLINOIS FED. AID PROJECT	