

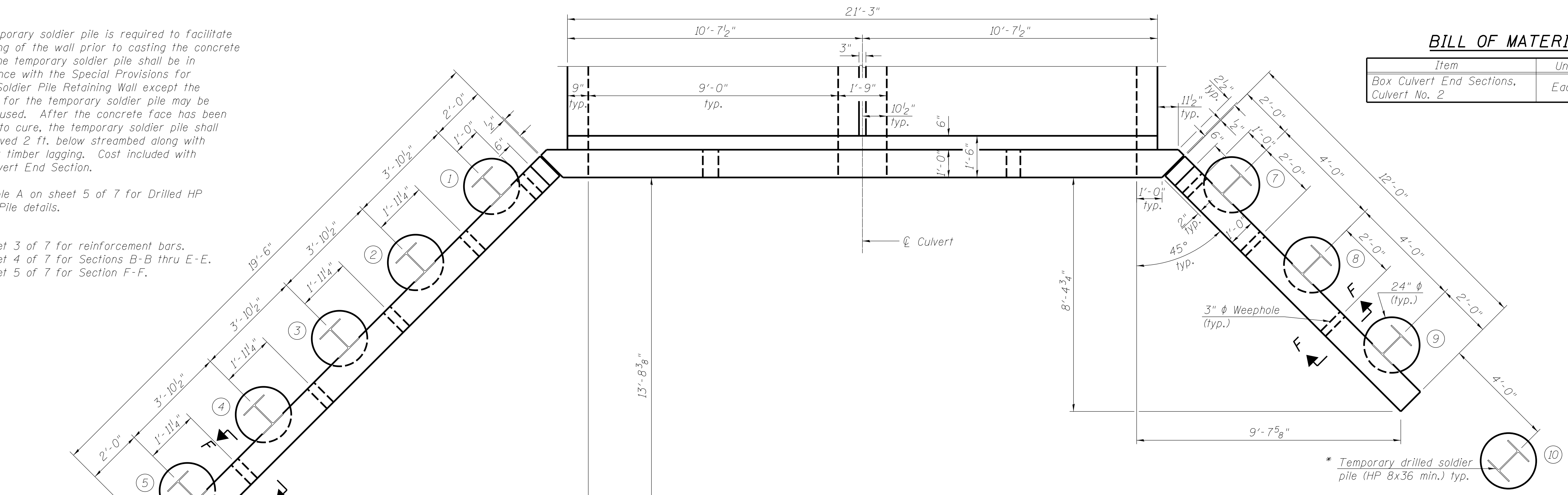
* The temporary soldier pile is required to facilitate backfilling of the wall prior to casting the concrete face. The temporary soldier pile shall be in accordance with the Special Provisions for Drilled Soldier Pile Retaining Wall except the material for the temporary soldier pile may be new or used. After the concrete face has been allowed to cure, the temporary soldier pile shall be removed 2 ft. below streambed along with adjacent timber lagging. Cost included with Box Culvert End Section.

** See Table A on sheet 5 of 7 for Drilled HP Soldier Pile details.

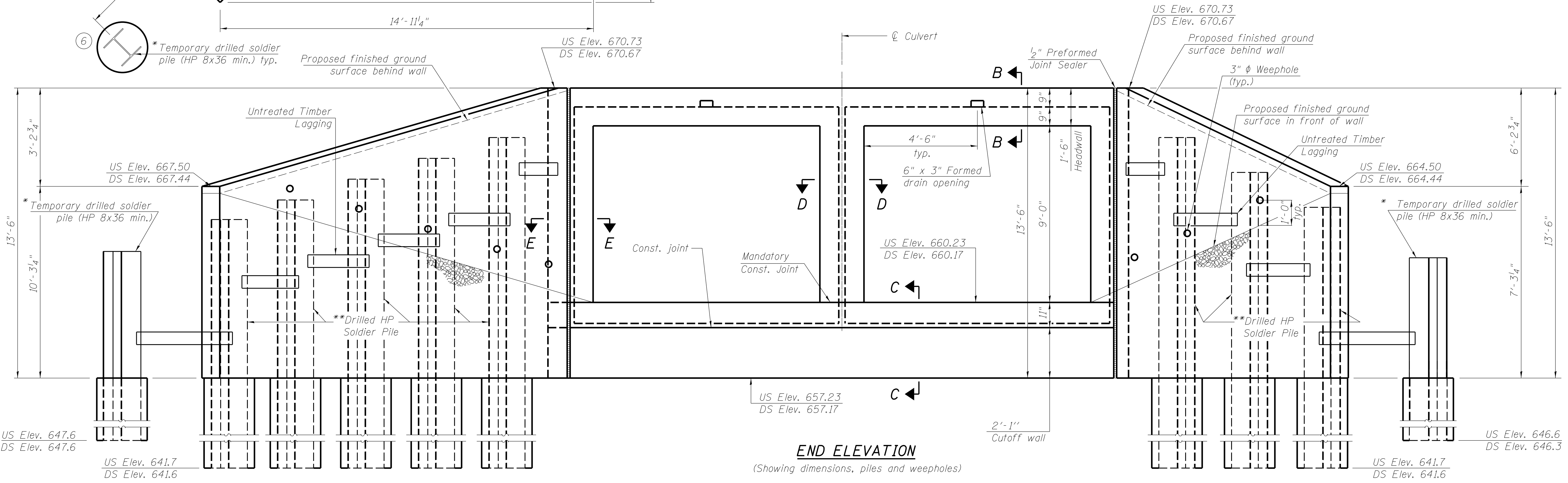
Note:
 See sheet 3 of 7 for reinforcement bars.
 See sheet 4 of 7 for Sections B-B thru E-E.
 See sheet 5 of 7 for Section F-F.

BILL OF MATERIAL

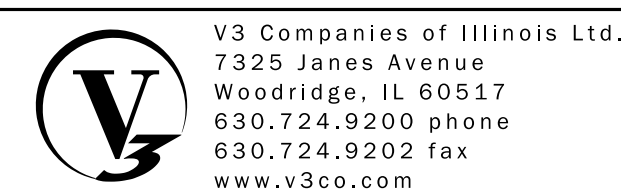
Item	Unit	Total
Box Culvert End Sections, Culvert No. 2	Each	2



PLAN
 (Typ. Each End)
 (Showing dimensions, piles and weepholes)



END ELEVATION
 (Showing dimensions, piles and weepholes)



USER NAME =	DESIGNED - CJB	REVISED -
PLOT SCALE =	CHECKED - CCF	REVISED -
PLOT DATE =	DRAWN - CCF	REVISED -
	CHECKED - CJB	REVISED -

STATE OF ILLINOIS
DEPARTMENT OF TRANSPORTATION

BOX CULVERT END SECTION DETAILS
STRUCTURE NO. 050-2056

SHEET NO. 2 OF 7 SHEETS

F.A.P. RTE. 786	SECTION (110) BR-3	COUNTY LASALLE	TOTAL SHEETS 69	SHEET NO. 35
CONTRACT NO. 66B19				

ILLINOIS FED. AID PROJECT