

Benchmark: B.M. #1 - Chisled square in on north end of south median nose, Sta. 305+97.70, 5.30' Rt., NAVD88, Elev. 597.60.

Existing Structure: SN 084-0154 built in 1974 under section 84-10-1HB-2 is a 2 span continuous welded plate girder structure with CIP concrete deck, supported by vaulted abutments supported on steel piles and a trapezoidal 5-column pier supported on steel piles. The existing structure is 199'-11" back to back existing abutments with 28'-11 1/2" vaulted approach spans at each end. The bridge deck is 7 1/2" thick with a 2 3/8" overlay, 68'-0" out to out with an 18'-0" median. In 1999, the overlay and expansion joints were replaced.

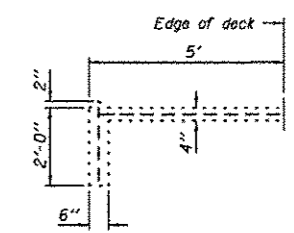
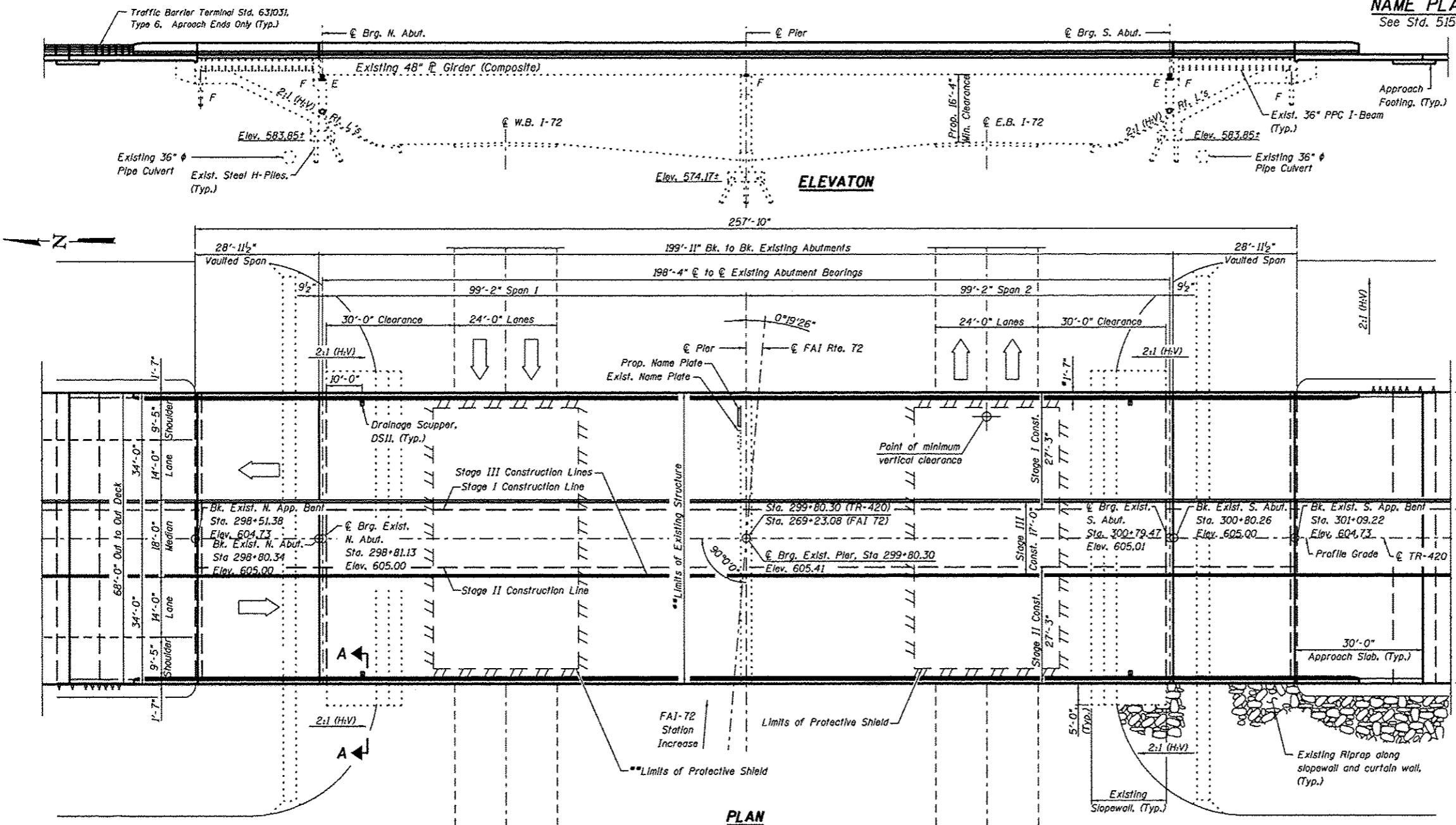
Bridge to be reconstructed using stage construction. One lane of traffic to be maintained at all times.

No Salvage.

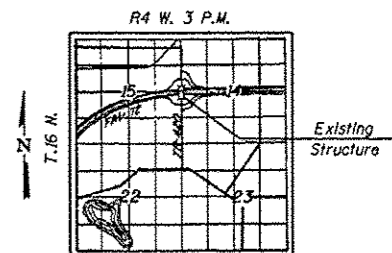
STATION 269+23.08
REBUILT 20__ BY
STATE OF ILLINOIS
F.A.I. RTE. 72
SEC. (84-10-1.2) RS-3
LOADING HS-20
STRUCTURE NO. 084-0154

- SCOPE OF WORK**
1. Remove and replace deck and expansion joints.
 2. Extend wingwalls and Curtain walls to match new elevation.
 3. Install approach slabs.
 4. Repair the damaged stopwall sections.
 5. Replace end diaphragm with channel diaphragm.
 6. Install Shear Studs in Negative Moment Region of Deck.
 7. Jack and remove existing bearings at abutments and Pier and raise Profile Elevation 6" While Deck is off.
 8. Replace bearings with new elastomeric bearings at the Abutments and fixed bearings at Pier.

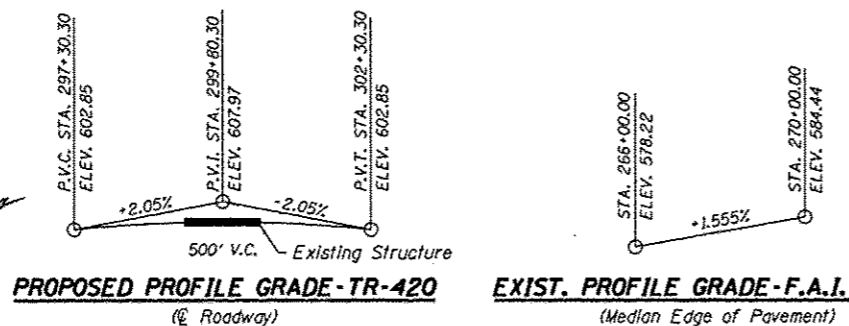
NAME PLATE
See Std. 515001



- LOADING HS20-44**
Allow 25#7/sq. ft. for future wearing surface.
- DESIGN SPECIFICATIONS**
(New Construction)
2002 AASHTO "Standard Specifications for Highway Bridges"
- SEISMIC DATA**
Seismic Performance Zone (SPZ) = 1
Design Spectral Acceleration at 1.0 sec. (S_{pp}) = 0.062g
Design Spectral Acceleration at 2.0 sec. (S_{ps}) = 0.164g
Soil Site Class = B
- DESIGN STRESSES**
- PRECAST PRESTRESSED UNITS (Exist.)**
f'_c = 5,000 psi
f'_{ci} = 4,000 psi
f'_{sl} = 188,700 psi (1/8" φ stress relieved strands)
f'_s = 270,000 psi (1/8" φ stress relieved strands)
- FIELD UNITS (Exist. Constr.)**
f_c = 1,400 psi (Substructure)
f_c = 1,200 psi (Slab)
f_s = 20,000 psi (Steel)
f_s = 20,000 psi (Reinforcement)
- FIELD UNITS (New Const.)**
f'_c = 3,500 psi
f_y = 60,000 psi (Reinforcement)
f_y = 36,000 psi (Steel)



APPROVED
For Structural Adequacy Only
Dr. Carl Kasper
Engineer of Bridges & Structures



MICHAEL T. HALEY
LICENSED STRUCTURAL ENGINEER
STATE OF ILLINOIS
81-5991
CHAIRMAN
Michael T. Haley
9-18-2013
Date
Michael T. Haley
Licensed Structural Engineer
State of Illinois No. 81-5991
Expires 11/30/2014

- INDEX OF SHEETS**
- | | |
|--|---|
| 1. General Plan and Elevation | 14. Prefarmed Joint Strip Seal |
| 2. General Data | 15. Framing Plan and Beam Details |
| 3. Temporary Concrete Barrier | 16. Abutment Bearing Details |
| 4. Top of Slab Elevations (1 of 3) | 17. Pier Bearing Details |
| 5. Top of Slab Elevations (2 of 3) | 18. Concrete Removal, Abutments |
| 6. Top of Slab Elevations (3 of 3) | 19. Concrete Removal, Appr. Bents |
| 7. Top of Approach Slab Elevations | 20. Abutments |
| 8. Superstructure | 21. Approach Bents |
| 9. Superstructure Details | 22. Concrete Repair Details |
| 10. Vaulted Abutment Approach Span | 23. Stopwall Repair Details |
| 11. Vaulted Abutment Approach Span Details | 24. Bar Splicer Assembly and Mechanical Splicer Details |
| 12. Bridge Approach Slab Details (1 of 2) | 25. Drainage Scupper, DS-11 |
| 13. Bridge Approach Slab Details (2 of 2) | |

GENERAL PLAN & ELEVATION
TR-420 OVER
F.A.I. RTE. 72
SECTION (84-10-1.2) RS-3
SANGAMON COUNTY
STRUCTURE NO. 084-0154
STA. 269+23.08

FILE NAME * TR420 over FAI-72.dgn	USER NAME *	DESIGNED - SAL	REVISED -	STATE OF ILLINOIS DEPARTMENT OF TRANSPORTATION	GENERAL PLAN AND ELEVATION OVERPASS ROAD (TR-420) OVER F.A.I.-72 - S.N. 084-0154	F.A.I. RTE.	SECTION	COUNTY	TOTAL SHEETS	SHEET NO.	
	CHECKED - MTH	REVISED -				72	(84-10-1.2) RS-3	SANGAMON	194	148	
	PLOT SCALE *	DRAWN - TJW	REVISED -			CONTRACT NO. 72C90					
	PLOT DATE *	CHECKED - MTH	REVISED -			FED. ROAD DIST. NO. 6 [ILLINOIS] FED. AID PROJECT					